



Sharon Town & School Report

FISCAL YEAR ENDING JUNE 30, 2016

Bring this report with you to March 2017 Annual Meetings

Pre-Town Meeting & Candidate's Night: February 27, 2017 7:00 PM

Monday, March 6, 2017 7:00pm - Sharon School District

Tuesday, March 7, 2017 9:00am - Town Meeting

VOTING - Tuesday, March 7, 2017 7:00 AM - 7:00 PM

Location: Sharon Elementary School

75 VT Rte 132, Sharon, VT

More info: Sharon Town Offices 802-763-8268

www.Sharonvt.net

Candidates Filed for Office 2017

Town Moderator for 1 year term Galen E. Mudgett, Jr.
Collector of Delinquent Taxes for 1 year term..... Mona Foster
First Constable for 1 year term Write-in
Second Constable for 1 year term Bob Potter
Lister for 3 year term Write-in
Selectmen for 3 year termKeith Lyman, Sr., Kevin Gish, Kevin Blakeman

Elections News

The online voter registration page can be found at <http://olvr.sec.state.vt.us> and the My Voter Page login can be found at <http://mvp.sec.state.vt.us>.

- **New Online Voter Registration Tool** – allows all eligible Vermonters to **submit their voter registration application online** anytime and anywhere they can access the internet; and
- **New “My Voter Page”** – online resource that allows every registered voter to login and have access to a unique, voter-specific web page where they can **request an absentee ballot, track its status, update their voter registration record, find their polling place, view a sample ballot, and much more.**

Election Day voter registration

As of January 1, 2017:

1. Eligible residents will be able to register to vote on any day up to and including Election Day;
2. Voter registration will be available at my office on any day prior to the election during regular business hours;
3. Registration will be available on Election Day during the hours the polls are open.

Questions regarding voter registration? Please do not hesitate to contact Town Clerk Debbie St. Peter: 802-763-8268 #1 or email her at clerk@sharonvt.net.

Table of Contents

Tribute and In Memoriam	3
Annual Town Meeting Warning March 2017	5
Annual Town Meeting Minutes March 2016	7
Elected & Appointed Officers for 2016.....	12
Selectboard Report 2016	14
Municipal Comparative Budget, Taxes, & Fund Balances.....	17
Proposed General Fund Operating Budget FY18 & Notes	19
Proposed Highway Fund Operating Budget FY18 & Notes	24
Capital Budgets for Highways FY14 - FY21.....	27
Balance Sheets - General & Highway Operating Funds	29
Other Financial Reports	30
Chester Downer Fund 2016 Reports.....	32
Conservation Commission Fund Revenues, Expenses, Fund Balance.....	34
Recreation Fund Proposed FY18 Budget & Rec Committee Report	35
Trustees of Public Funds (James Judson) & Ross Grindle Funds	36
Balance Sheets & Statements of Revenue & Expenses June 30, 2016.....	37
Proprietary Fund (Old School House) Balance Sheet & Revenue/Expenses	39
Delinquent Tax Collector Reports FY16	40
Town Clerk Reports & Dog Licensing Information.....	42
Town Clerk Rabies Clinic Information.....	43
Town Clerk Vital Statistics (Marriages, Births, Deaths, Burials).....	44
Lister's Reports for 2017	47
Conservation Commission and Green UP Day 2016 Reports	49
Energy Committee 2016 Report	51
Planning Commission 2016 Report.....	52
COMMUNITY REPORTS.....	53
Baxter Memorial Library Report and Proposed FY18 Budget	54
Social Service Agency Reports	56
EC Fiber 2016	59
GUV Solid Waste Management District & Green Mountain Economic Dev. Corp	60

GREEN UP Vermont.....	62
Regional Public Health Agency Reports	63
Pine Hill Cemetery Association	66
Sharon Firemen's Association Reports 2016.....	69
Sharon Health Initiative.....	72
Sharon Historical Society 2016 Annual Report & Budget	74
Sharon Old Home Day Association 2016 Annual Report	76
South Royalton Area Senior Citizens Center 2016 Report & Budget.....	77
South Royalton Rescue Squad 2016 Annual and Budget Reports	79
Stagecoach Transportation Services, Inc.	83
The Sharon Academy 2016 Report.....	84
Two Rivers Ottauquechee Regional Planning Commission 2016 Report.....	85
State Agency & Non-Profit Reports.....	86
White River Partnership 2016 Annual Report for Sharon.....	90
SCHOOL REPORTS.....	93
Sharon School District Annual Meeting Warning March 6, 2017	94
Sharon School District Annual Meeting Minutes March 2016	95
Principal's Annual Report 2016 -2017	97
Mandatory State Reporting & Test Results 2016 -2017.....	101
Sharon School Enrollment 2016 -2017	103
Sharon Elementary School Staff Listing 2016 -2017	103
School Comparative Data for Cost Effectiveness FY2017	104
Sharon School District Expenditure Budget FY2018	105
Sharon School District Revenue Budget FY2018	110
Preliminary Operating Budget - Sharon Food Service - FY2018	111
White River Valley SU Superintendent's 2016 Report.....	112
White River Valley SU Expenditure Budget FY2018	113
White River Valley SU Revenue Budget FY2018.....	116
White River Valley SU Special Ed Budget & Apportionment FY2018	117
One Planet Summer & Afterschool Programs.....	119
The Sprouty 2016	120

Tribute

This year's dedication is to Martha Fisk, who has had a very busy life in service to Sharon and the wider community for many years. Well-known for her devotion to the children of Sharon Elementary (and the school's John Deere tractor), Martha has also taken on multiple jobs as a town official.



Born in Sharon in 1936, Martha tells of helping to herd the cows by the age of 4, and being in the garden, and loving to help Wendell in the barn far more than having to wash the dishes. “I would spend hours and hours playing in the milk house.” Or she could be found in the stream behind the house by the ledges, or on her favorite hilltop above the pasture where the old twisted maple lay – “Crows Perch”. There was also Kibby’s Pond to skate on. “Grandfather and Don Moore used to test the ice. And we never could go to the end of the pond because there was quicksand there.”

Martha tells of attending 3 different elementary schools in Sharon, beginning with 3 years in the Howe Hill School, followed by a year and a half at the Day School, and finishing in the Rikert School on Broad Brook Road. Then it was off to high school in Royalton (1950-1954). She lived in Royalton for a few of those winters, going up Monday mornings and returning home on Friday nights.

“Gran quilted. By the time I was in high school, I made most of my clothes. We had home economics for half a year, and shop for half a year.” Since those days Martha has continued to exhibit talent as a seamstress and quilter, contributing countless quilts over the years for raffles for the school, church, and other causes. A friend writes, “Martha hasn’t slowed down since she

retired. She is willing to help out anywhere she can, whether it be making pies for Church suppers, setting out flags at the Pine Hill Cemetery, making her famous popcorn balls and singing in the Church's choir. As the old saying goes 'To know her is to love her' for who she is and what she continues to do for this town."

Thank you, Martha, for being "chief, cook, and bottle washer" all in one. We don't know how you do it. You have served, and continue to serve, as elected Trustee of Public Funds since 1975 and Trustee of the Downer Fund since 2005. You continue to serve as Treasurer for Pine Hill Cemetery Association and South Royalton Senior Citizens Center, to volunteer for Sharon Old Home Day, the Historical Society, Church choir, Eastern Star, and a myriad of other organizations. Martha, your love for helping others obviously runs deep. May you continue to weave connections between people the way you quilt – with love, care, enthusiasm, and humor - for many days to come!

In Memoriam
For their service to the community
Frank Johnson
Former Planning Commissioner

Downer CCC Pond Courtesy Joyce Dion



**Town of Sharon
Annual Town Meeting Warning
Tuesday, March 7, 2017**

The legal voters of the Town of Sharon are hereby notified and warned to meet at the Sharon Elementary School, 75 VT Route 132 in said Town on **Tuesday, March 7, 2017 at 9:00AM** to vote on the Articles herein. **NOTE: THE POLLS WILL BE OPEN FROM 7:00AM TO 7:00PM FOR VOTING BY AUSTRALIAN BALLOT.**

Voters, or their family members, authorized persons, or health care providers may request early or absentee ballots for the articles to be voted on by Australian Ballot until 4:30PM on Monday, March 6, 2017 by contacting the Town Clerk at 763-8268 ext. 1. Voters wishing to vote by mail should request ballots early.

ARTICLES TO BE VOTED ON BY AUSTRALIAN BALLOT 7AM – 7PM TUESDAY, MARCH 7, 2017.

- Article 1. To elect the following Town Officials by Australian Ballot:
Town Moderator for 1 year term
Collector of Delinquent Taxes for 1 year term
First Constable for 1 year term
Second Constable for 1 year term
Lister for 3 year term
Selectmen for 3 year term

ARTICLES TO BE VOTED ON FROM THE FLOOR AT THE ANNUAL MEETING 9:00AM TUESDAY, MARCH 7, 2017.

- Article 2. To elect the following Town Officers:
Town Grand Juror – 1 year term
Agent to Prosecute and Defend Suits – 1 year term
Trustee of Public Funds – 3 year term
Trustee of Baxter Library – 3 year term
Trustee of Baxter Library – 3 year term
Trustee of Downer Fund – 3 year term
- Article 3. To receive the reports of Town Officers.
- Article 4. Shall the voters of the Town of Sharon vote to establish a reserve fund for legal expenses?
- Article 5. Shall the voters appropriate \$1,000.00 (one thousand dollars) to the Legal Reserve Fund in FY18?

- Article 6. Shall the voters of the Town of Sharon appropriate the amount of **\$1,531,237** for necessary Town expenses, including highways, of which **\$1,081,828** shall be raised by property taxes, and to authorize the Selectboard to set a tax rate sufficient to provide the same?
- Article 7. Shall the voters of the Town of Sharon authorize the Town Treasurer to collect General Fund, Highway Fund, and School District taxes on real and personal estate in two (2) installments for the fiscal year beginning July 1, 2017 through June 30, 2018 the first being on or before Wednesday, September 13, 2017 and the second being on or before Wednesday, February 14, 2018, with interest of one percent (1%) per month or part thereof for the first three months and one and one-half percent (1.5%) thereafter for each installment until paid in full, and a late fee of eight percent (8%) following any delinquency after the second installment due date.
- Article 8. Shall the voters of the Town of Sharon authorize and direct the Selectboard to acquire and accept title to a certain undeveloped 10.1+/- acre parcel of land, along the White River and River Road, to be conveyed by deed from the Vermont River Conservancy, Inc. without payment by the Town?
- Article 9. Shall the voters of the Town of Sharon oppose the New Vistas development?
- Article 10. To see if the voters of the Town of Sharon will vote to schedule its next Town Meeting for 9AM Tuesday, March 6th, 2018.
- Article 11. To transact any other business relevant to this meeting.

Warning dated at Sharon, Vermont this 1st day of February, 2017.

Sharon Board of Selectmen

/s/

 Kevin Blakeman

/s/ *Mary C. Gavin*

 Mary Gavin

/s/ *Luke Pettengill*

 Luke Pettengill

Received for record before being posted this 2nd day of February, 2017 at 2:00P.

Attest: /s/ *Debra R. St. Pierre*, Town Clerk

**Minutes of 2016 Annual Town Meeting
March 1, 2016**

The legal voters of the Town of Sharon met as warned to conduct the annual business of the town. Meeting was called to order at 9:00am by Moderator Richard Wilson. The Sharon Girl Scouts led the Pledge of Allegiance.

ARTICLE 1: Results of March 1, 2016, election of Town Officers by Australian Ballot.

Number of Registered voters: 1,001

Total Votes: 484

Collector of Delinquent Taxes for one Year: Mona Foster

First Constable for One Year: Roland Potter

Lister for Three Years: Ken Wright

Moderator for One Year: Galen Mudgett, Jr.

Second Constable for One Year: Vacant

Selectman for Three Years: Luke Pettengill

Treasurer for Three Years: Margaret Raymond

ARTICLE 2: Elected the following Town Officials:

Town Grand Juror for One Year: Pam Brackett

Town Agent for One Year: George Ostler

Trustee of Public Funds for Three Years: Emma Rikert

Trustee of Baxter Library for Three Years: Katelyn Reed

Trustee of Baxter Library for Three Years: Ella Marie Russo

Trustee of the Downer Fund for Three Years: Bob Ferguson

Town Grand Juror for One Year Term: Pam Brackett was nominated by Debra St. Peter and seconded by Michelle Wilson. Pam Brackett was elected by unanimous voice vote. The Clerk was instructed to cast one ballot in favor of **Pam Brackett for a one year term.**

Agent to Prosecute and Defend Suits for One Year Term: George Ostler was nominated by Debra St. Peter and seconded by Brad Atwood. George Ostler was elected by unanimous voice vote. The clerk was instructed to cast one ballot in favor of **George Ostler for a one year term.**

Trustee of Public Funds for a Three Year Term: Emma Rikert was nominated by Martha Fisk and seconded by Carol Langstaff. Emma Rikert was elected by unanimous voice vote. The clerk was instructed to cast one ballot in favor of **Emma Rikert for a three year term.**

Trustee of Baxter Library for a Three Year Term: Kaitlin Reid was nominated by Sue Sellew and seconded by Katherine Roe. Kaitlin Reid was elected by unanimous voice vote. The clerk was instructed to cast one ballot in favor of **Kaitlin Reid for a three year term.**

Trustee of Baxter Library for a Three Year term: Ella Marie Russo was nominated by Sue Sellew and seconded by Katherine Roe. Ella Marie Russo was elected by unanimous voice vote. The clerk was instructed to cast one ballot for **Ella Marie Russo for a three year term.**

Trustee of the Downer Fund for a Three Year Term: Bob Ferguson was nominated by Jim Kearns and seconded by Martha Fisk. Bob Ferguson was elected by unanimous voice vote. The clerk was instructed to cast one ballot in favor of **Bob Ferguson for a three year term.**

ARTICLE 3: To Receive the Reports of the Town Officers

Selectmen Paul Haskell acknowledged Selectmen Mary Gavin's absence due to a family health issue. He summarized the areas in the budget the Selectboard had focused attention on as a result of Finance Advisory Committee's recommendations. This Committee was formed last spring, in follow-up to the voters' directive from Town Meeting 2015.

The FAC made suggestions about adjusting the ratio of benefits to wages. The Selectboard made some adjustments to health benefits in order to lower the expense to the taxpayer. The Selectboard has also subcontracted services – such as sidewalk maintenance. Paul Haskell thanked Finance Advisory Committee members Don Herzberg, Clare Holland, Bob Ferguson, Jim Kearns, Luke Pettengill, and Jim Stulz. Paul Haskell then described the paving improvements made to River Road.

ARTICLE 4: Shall the voters of the Town of Sharon authorize the Selectboard to convey to the Sharon Academy, without consideration, a parcel of real estate of less than one acre located between VT Route 14, Town Highway #66 and other lands of the Sharon Academy?

MOTION was made by Michelle Wilson and seconded by Jan Sensenich.

Speakers and discussion:

Brad Atwood, a member of the Sharon Academy Board, presented information pertaining to the parcel of land aforementioned. The Academy would like the land to erect a sign for The Sharon Academy. Because it exists as a separate parcel, a subdivision is not required. In checking with the state about the law for signage, it was discovered that a sign cannot be erected on a property unless it is owned by The Academy. A right-of-way or easement for signage is not allowed.

The Sharon Academy will pay the legal fees for having a deed drawn up transferring the title.

When Brad was asked why The Academy was not buying the property, he indicated that the land really has no value for any other purpose.

When Brad was asked what kind of a sign it would be, he indicated that it would be a sign in keeping with the character of the Town. There are also pretty strict state regulations pertaining to signs.

Article 4 was approved by voice vote.

Article 5: Shall the voters of the Town of Sharon authorize the Selectboard to appoint a Cemetery Advisory Committee for the purpose of making recommendations for long-term care and maintenance of the town-owned cemeteries?

MOTION was made by Elaine Kearns and seconded by Joe Willis to move the article.

Kevin Blakeman spoke about the need for maintenance in all the old cemeteries, especially with the growth of pine trees. Limbs from these large trees have damaged some of the old headstones. There have been several volunteers working to clean up some of these cemeteries and the Selectboard has hired some of the work out. The Selectboard hopes a Committee of interested citizens will make recommendations to the Board for a long-range maintenance plan.

Article 5 was approved by voice vote.

Article 6: Shall the voters appropriate \$3,000 (three thousand dollars) to the Sharon Community Health Initiative for the purposes of funding the position of Community Health Care Coordinator?

MOTION made by Elaine Kearns and seconded by Leon Sheldon to move the article.

Carol Langstaff presented the proposal. The proponents for the position of ‘community health care coordinator’, similar to the concept of the parish nurse, spoke of the need to assist residents who are ‘aging-in-place’ and need help navigating the complex health care system. Voters sought assurance that such a position was not offering duplicative service to the Visiting Nurses or other non-profits. It was explained the Community Health Care Coordinator will be conducting home visits, building relationships in the community. If a medical condition emerges, the Health Care Coordinator can intervene early to direct residents towards the health care that is needed.

A representative of the Visiting Nurses of Vermont/New Hampshire clarified the role of the VNA.

Article 6 was approved by voice vote.

ARTICLE 7: Shall the voters of the Town of Sharon appropriate the amount of \$1,365,427 for necessary Town expenses, including highways, of which \$1,063,387 shall be raised by property taxes, and to authorize the Selectboard to set a tax rate sufficient to provide the same?

MOTION made by Jim Kearns and seconded by Michelle Wilson to move the article.

Galen Mudgett, Jr. suggested that a motion to amend Article 7 be made to include \$3,000.00 (three thousand dollars) requested in Article 6 that was approved by the voters.

MOTION made by Galen Mudgett, Jr. to amend Article 7 to read: Shall the voters of the Town of Sharon appropriate the amount of \$1,368,427 for necessary Town expenses, including highways, of which \$1,066,387 shall be raised by property taxes, and to authorize the Selectboard to set a tax rate sufficient to provide the same? Peter Anderson seconded.

The motion to amend Article 7 was approved unanimously by voice vote.

Paul Haskell reported the amount to be raised in taxes is very close to the amount requested last year. A question of clarification concerning the Old School House revenue and expense report was asked and addressed by Deb Jones, Finance Manager.

Article 7, as amended, was approved by unanimous voice vote.

ARTICLE 8: Shall the voters of the Town of Sharon authorize the Selectboard to assign \$50,000 of the unassigned general fund balance to the highway equipment reserve fund and \$50,000 to the highway infrastructure reserve fund in FY17?

MOTION made by Luke Pettengill and seconded by Carol Flint to move the article.

Carol Sheldon inquired what the \$50,000 will be spent on. Paul Haskell explained that \$50,000 of the fund balance will go towards purchasing of equipment in the future, and \$50,000 will be dedicated for highway capital improvements.

Article 8 was unanimously approved by voice vote.

ARTICLE 9: Shall the voters of the Town of Sharon authorize the Town Treasurer to collect the Town General and highway tax and the School District Tax on real and personal estate in two installments for the fiscal year beginning July 1, 2016 through June 30, 2017, the first being on or before Wednesday, September 14 , 2016 and the second being on or before Wednesday, February 15, 2017, with interest of one percent(1%) per month or part thereof for the first three months and one and one-half(1.5%) percent per month thereafter for each installment until paid in full, and a late fee of eight percent (8%) following any delinquency after the second installment due date.

MOTION made by Allen Hood and seconded by Tom Wermager to move the article.

Article 9 was unanimously approved by voice vote.

ARTICLE 10. To see if the voters of the Town of Sharon will vote to schedule its next Town Meeting for 9am, Tuesday, March 7, 2017.

MOTION made by Carol Flint and seconded by Luke Pettengill to move the article.

There was a brief discussion of moving Town Meeting to a Saturday in the hopes of a larger turnout. The Selectboard agreed to research the pros and cons of a Saturday Town Meeting date and to present recommendations at the next Town Meeting.

Article 10 was unanimously approved by voice vote.

ARTICLE 11. To transact any other business relevant to this meeting.

MOTION made by Luke Pettengill and seconded by Leon Sheldon to move the article.

Dee Gish thanked Paul Haskell for all of his commitment and hard work on the Selectboard over the past nine years and for his work on other various boards. Kevin Blakeman read a letter of thanks from Mary Gavin to Paul Haskell. Paul was given a standing ovation for his generosity of time and expertise to the town.

Sue Sellew thanked Nicole Antal for her four years of dedicated service as librarian and wearer of many other hats (including computer help) at the Baxter Memorial Library. Nicole was given a standing ovation in appreciation for her fine work and commitment to the library.

MOTION made by Leon Sheldon and seconded by Michelle Wilson to adjourn the meeting. Moderator Wilson adjourned the meeting at 11:05am.

Debbie St. Peter
Town Clerk

Margy Becker
Selectmen's Assistant

**Town Officers Who Served in 2016
Elected at Town Meeting by Australian Ballot:**

Grand Juror term ends 2017 (one year term) Pam Brackett
Agent to Prosecute and Defend Suits, term ends 2017 (one year term)..... George Ostler

Trustees of Public Funds

Term ends 2017 (3 year term)..... Martha Fisk
 Term ends 2018 (3 year term)..... Phyllis Potter
 Term ends 2019 (3 year term)..... Emma Rikert

Trustees of Baxter Memorial Library

Term ends 2017 (3 year term)..... Sue Sellew
 Term ends 2017 (2 year term)..... Katherine Roe
 Term ends 2018 (3 year term)..... Deborah Hopkins
 Term ends 2019 (3 year term)..... Katelyn Reed
 Term ends 2019 (3 year term)..... Ella Marie Russo

Trustees of Downer Fund

Term ends 2017 (3 year term)..... Martha Fisk
 Term ends 2018 (3 year term)..... Jim Kearns
 Term ends 2019 (3 year term)..... Bob Ferguson

Appointments

Hired by the Selectboard:

Sharon Highway Department:

Road Foreman..... Tim Higgins
 Road Crew.....Bradley Howe, Allen Wight, Dave Armstrong, Chris Barnaby Sr.

Sharon Town Offices:

Administrative Assistant to the Selectboard Margy Becker
 Finance Manager..... Deb Jones
 Accounts Payable Clerk..... Joni Latuch-Lyman

2016 Town Officers

Service Officer Vacant
Tree Warden..... Vince Gross
Health Officer..... Vacancy; Default to Selectboard Chair
Pound Keeper Royalton Police
Surveyor of Lumber & Coal Wilfred Moore
Fence Viewers..... Brad Atwood, Roland Potter, Helen Barrett
Flood Hazard Area Administrator..... Preston Bristow

Sharon Planning Commission

Term ends 2017.....Sue Sellew
Term ends 2018.....Ira Clark
Term ends 2018.....Paul Kristensen
Term ends 2019.....Peter Anderson
Term ends 2019.....Kevin Gish

Sharon Conservation Commission:

Members...Margaret Raymond,
Fritz Weiss, Alma Zwickelmaier,
Michael Zwickelmaier, Karen Hewitt,
Reuben Sotak, Peter Lowes

Sharon Energy Committee: (1 year terms)

Members: Nicole Antal, Mike Barsanti, Dee Gish, Ryan Haac, Jack Jones, Margaret Raymond.

Sharon Recreation Committee: (1 year terms)

Members: Brenda Potter, Miranda Potter, Georgia Potter, Eric Boen

Emergency Management..... Dana Durkee, Chair
Emergency Co-coordinators Carol Flint & Becky Owen

Two Rivers Ottaquechee Regional Commission

Town Commissioner, term ends 2017 Peter Anderson
Alternate, term ends 2017 Deb Jones

Transportation Advisory Committee

Representatives, term ends March 2017 Deb Jones

Greater Upper Valley Solid Waste District

Representatives, term ends March 2018 Mary Gavin

E911 Coordinator, term ends March 2017 Galen E. Mudgett, Jr.

Vermont Green Up, term ends March 2017 Shared by the Conservation Commission

EC Fiber Net, Representative Bob Ferguson

Volunteer Fire Department

Chief..... Jason Flint
Assist. Chief..... Nathan Potter
President.....Jesse Blodgett
Vice President..... Keith Lyman, Jr.
Treasurer Tom Lober
Clerk..... Carol Flint

Historical Society

President..... Mary Ayer
Vice President Dave Phillips
Secretary Vivian Moore
Treasurer Martha Fisk
Co-Curators..... Phyllis Potter, Kelly Clark
Directors..... Helen Barrett

Old Home Day Committee

2016 Volunteer.....Norma Vincent
2016 Volunteer..... Jon Vincent
2016 Treasurer Doris Howe
2016 Volunteer..... Dennis Backus

Pine Hill Cemetery

President..... Doris Howe
Vice President Pam Brackett
Secretary Doris Howe
Treasurer Martha Fisk
Sexton Joseph Willis

2016 Selectmen's Report

2016 proved to be a fairly uneventful year in that there were not a lot of unexpected surprises. Luke Pettengill joined the Board in March 2016, bringing with him a lot of knowledge of road construction and experience with heavy equipment that has been very helpful. The Board has worked well together, with all members looking for ways to save the Town money while keeping the Town running smoothly.

Highways

One thing the Board has learned again is that there is no way to make big cuts in our budget without directly affecting services, and sometimes spending money now will – in fact – save money in the long run. Hence you may have seen our new road grader that replaced the 17-year old workhorse. The road crew took well to this new rig, even though it has joy sticks instead of a steering wheel.

Unfortunately, we had to replace one of our ten wheelers unexpectedly this year. Insurance settlement funds coupled with careful shopping for financing enabled purchase of the new yellow dump truck while proceeding with this year's scheduled truck replacement. We are presently waiting for the new body to be installed on the new 6-wheeler, which had been scheduled for purchase this year. This truck will have all wheel drive, which we have not had in the past but is sure to get us where we want to go. It will also be equipped with a belly scraper (for smoothing out gravel) as well as the standard snow plow and wing.

These equipment purchases are certainly big ticket items. The decisions to proceed with these purchases were not easy decisions to make and took a lot of give and take between board members. But the Town now has a very versatile fleet.

Besides the everyday maintenance of our roads, the Town replaced under-sized culverts on Cross Road and Downer Road. These projects were subsidized by grant funds from the State of Vermont. The Town continues to subcontract hauling of 6,000 tons of winter sand. Crew injuries led to hiring seasonal employee Chris Barnaby, Sr. from Bethel. Thanks to Chris for his help!

Major projects planned for the near future include preparation of a paving Capital Improvement Plan and application to the VTRANS for grant funds to begin phased repaving of Howe Hill. There are some road side erosion areas, especially along Broad Brook, that will also be top priorities for repairs.

General Business

The Selectboard completed revisions to a portion of its personnel policies this year and hopes to continue completing additional revisions. An overhaul of the Town's website has begun, and this work will continue into the next fiscal year.

Though our Town Plan supports siting of solar facilities within the Town, it does not support siting of solar arrays just anywhere. Last spring the Selectboard joined the Planning Commission in a motion to intervene in the Public Service Board's review of a proposed 500kW net metered solar facility on Rte. 132. The site plan initially overlapped the Day Historic District. It is hoped the PSB will act in the Town's favor and deny the petition early in the new year.

In March 2016 the voters charged the Selectboard with establishing a Cemetery Advisory Committee to assist with preparation of a long-term plan and budget for maintenance of town cemeteries. Thanks to Roger Abraham for volunteering. It is hoped that with added volunteers this project will get underway in 2017.

It should be noted a few steadfast, and minimally-compensated, volunteers continue to maintain town-owned cemeteries. Dave Phillips and Arthur Peele provide mowing and headstone repairs in the Dyer and Wallace Double Day cemeteries. And Vivian Moore continues to mow Howe Hill cemetery out of sheer devotion, as she has for many years.

Two private cemeteries in Town continue to be managed by cemetery associations. Joe Willis, Sexton of Pine Hill Cemetery, maintains that cemetery with the assistance of Patrick Cummings. Don Lovejoy in Royalton continues to be our contact with the Broad Brook Cemetery Association.

FY18 Budget and Accumulated Fund Balances

Both the general operating fund and the highway funds closed fiscal year 2016 with substantial surpluses. The general operating fund balance increased by \$45,358 from the balance of the previous year. The State of Vermont ERAF share of the Tropical Storm Irene provided an unbudgeted reimbursement of \$30,455, which comprised 67% of the surplus.

The \$90,420 surplus in the FY16 highway operating fund budget was largely due to the mild winter. It resulted in reductions in expenses for wage by \$17,910 and salt by \$19,272. Fuel costs were lower than budgeted by \$24,877 due to both the mild winter and the reduction in rates. Health insurance changes in plan offerings and subscriber census created a reduction in cost of \$21,393 from budgeted amount.

Elected/Appointed Officials – Volunteers - Staff

This Board simply cannot help govern this community without the efforts of volunteer elected officials and the staff serving this town. Finance Manager Deb Jones needs to be commended for another squeaky-clean independent audit of the Town's finances, Joni Latuch-Lyman (Bookkeeper) and Margaret Raymond (Treasurer) for another good year with accounts payable and tax collection. Margy Becker continues to provide the Board much-needed administrative support, while juggling a few 'other hats'. And Tim Higgins continues to provide important direction to the road crew.

The Board thanks Mona Foster for her dedication and sensitivity to the position as Delinquent Tax Collector, and for having made notable strides in reducing the amount of delinquent taxes owed to the Town. Thank you to Town Clerk Deb St. Peter for assuring local and national elections proceeded without a glitch, and for her continued commitment to implementation of electronic records. The Board is also excited about the Listers' new multi-year plan to bring digital parcel maps into existence!

There are vacancies in several town officer positions, and there is always room for more volunteers! One important Town Officer position the Board hopes to fill is that of Town Health Officer. This position is now to be compensated. If you are interested in assisting tenants with rental

housing complaints and other public health issues – please contact the Selectmen! Some knowledge of construction is helpful. This is an on-demand and usually very part-time position.

The Board appreciates the many years Roland Potter has served the Town in the positions of Constable and Pound Keeper as a volunteer. After Royalton PD stopped providing animal control services to the Town back in July (2016), the Selectboard made an interim appointment of a second Constable/Animal Control Officer through March 2017. Bob Potter will be required to file a nominating petition in order to be on the ballot for election as a Constable for the term of one year.

The Selectboard applauds Sharon Planning Commission for its continued assessment of our Town Plan. Sharon Energy Committee hit the news with its selection by Vital Communities for participation in the 2017 Weatherization Challenge. Sharon Conservation Committee continues its behind-the-scenes work to maintain trails and conserved lands throughout Town. Lastly, but not least, the Sharon Recreation Committee continues to provide seamless access to youth sports and continues to serve an important function in our overall quality of life here in town. However, the Committee could use more volunteers!

The Selectboard meets the 1st and 3rd Mondays of each month, with special meetings warned in between as-needed. We generally begin our meetings at 6:30pm, and public comments are always included as one of the first orders of business. Please continue to forward your comments by phone and email, either directly or indirectly. Our office email is selectboard@sharonvt.net. You may also call the Selectboard Office at (802) 763-8268 #4.

Thank you,
Kevin Blakeman, Chair
Mary Gavin, Vice Chair
Luke Pettengill, Clerk

Selectboard Statement Regarding Financial Statements

Financial information in this Annual Report regarding Town funds has been generated from reports of Professional Independent Auditors Mudgett Jennett & Krogh-Wisner PC, CPA. Reports themselves have not been audited. But the numbers presented are complete and accurate to the best of the Selectboard's knowledge. Non-profit organizations' financial statements included in this report have not been audited by the Town. Thank you to all who contributed reports, both financial and narrative, and to people who provided pictures. Copies of the complete 2016 Audit Report are available at the Town Office. The 2016 Audit Report may also be viewed or downloaded from the Town's website at www.sharonvt.net.

Respectfully submitted,
Sharon Selectboard

Municipal Comparative Budget Summary

Account Description	FY16 BUDGET	FY16 ACTUAL	FY17 BUDGET	PROPOSED FY18 BUDGET
REVENUE				
Total Revenue General Fund	565,317	561,870	539,722	552,308
Total Revenue Highway Fund	773,656	787,986	803,705	815,180
TOTAL MUNICIPAL REVENUE	1,338,973	1,349,857	1,343,427	1,367,488
EXPENSES (INCLUDING TRANSFERS)				
Total Expenses General Fund	570,077	516,512	664,722	620,059
Total Expenses Highway Fund	796,164	697,566	803,705	911,178
TOTAL MUNICIPAL EXPENSE	1,366,241	1,214,079	1,468,427	1,531,237
NET REVENUE OR (EXPENSES)	(27,268)	135,778	(125,000)	(163,749)
FUND BALANCE*				
GEN Fund Balance at Start of Year	470,377	470,377	515,735	390,735
Net Change in General Fund Balance	(4,760)	45,358	(125,000)	(67,751)
GEN Fund Balance at End of Year	465,617	515,735	390,735	322,984
HWY Fund Balance at Start of Year	15,813	15,813	106,233	106,233
Net Change in Highway Fund Balance	(22,508)	90,420	-	(95,998)
HWY Fund Balance at End of Year	(6,695)	106,233	106,233	10,235
Total Projected General & Highway Fund Balances 6/30/18				333,219

Less Projected Pre-pays as of 6/30/18 (30,000)

Adjusted Total Projected General & Highway Fund Balances 6/30/18 303,219

Projected Percent of Combined General & Highway Fund Balances Related to Combined Expenses 19.8%

Per the Towns' Fund Balance Policy, combined general & highway fund balances should be between 10-20% of their combined total annual expenses. Fund balance \$303,219 divided by expenses \$1,531,237 = 19.8%

The general fund balance as of 6/30/16 was \$515,735 and the highway fund balance as of 6/30/16 was \$106,233. Voters approved using \$125,000 of the General Fund's balance for FY17 (\$100,000 to highway reserves and \$25,000 to reduce property taxes). In FY18, The Selectboard proposes using \$67,751 of the general fund balance and \$95,998 to balance the highway budget to balance the budget. The Selectboard wishes to reduce the surplus to help taxpayers, but not cause a volatile change in tax rates from year to year, which led to their proposal for transfers to the highway equipment reserve (an additional \$22,500 transfer found in the general operating fund budget), \$7,500 to the fire equipment reserve toward a new Jaws of Life unit, and to the highway infrastructure reserve (an additional \$90,000 found in the highway budget for paving and culvert work) to reduce the surplus fund balance in anticipation of future shortfalls in the capital budgets. The proposed budget also uses the surplus to lower the amount to be raised by taxes (\$37,751 in the general and \$5,998 in the highway operating funds).

* **A fund balance** is the accumulated surplus between revenue and expenditures in all prior years.

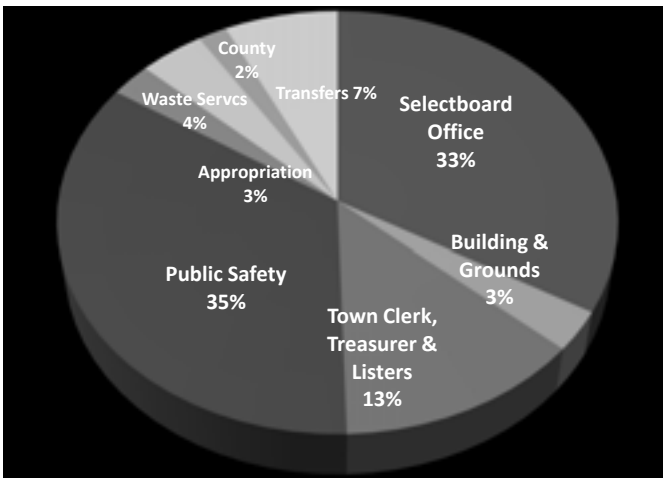
Municipal Comparative Property Tax Summary

PROPERTY TAX	BUDGET FY16	ACTUAL FY16	BUDGET FY17	PROPOSED BUDGET FY18
General Fund Property Tax Revenue	406,532	387,070	373,082	380,648
Highway Fund Property Tax Revenue	661,456	661,456	693,305	701,180
TOTAL PROPERTY TAX REVENUE	1,067,988	1,048,526	1,066,387	1,081,828
\$ Tax Increase (Decrease) between FY17 and FY18				\$15,441.00
% Increase/(Decrease) between FY17 and FY18				1.45%

The value of the Grand List will determine the Tax Rate relative to the amount of taxes to be raised.

Estimated Tax Impact Comparison on Property Assessed at \$200,000 in Value	Grand List FY17 1,574,698	Proposed Municipal Property Taxes FY18 1,081,828	Municipal Tax (School Tax not Included)	\$ Variance from Prior Year
FY18 Municipal Tax Burden as Proposed	0.6871	2,000.00	\$ 1,374.21	\$ 19.61
FY17 Municipal Tax Burden	0.6773	2,000.00	\$ 1,354.60	\$ 3.00
FY16 Municipal Tax Burden	0.6758	2,000.00	\$ 1,351.60	\$ 5.40
FY15 Municipal Tax Burden	0.6731	2,000.00	\$ 1,346.20	

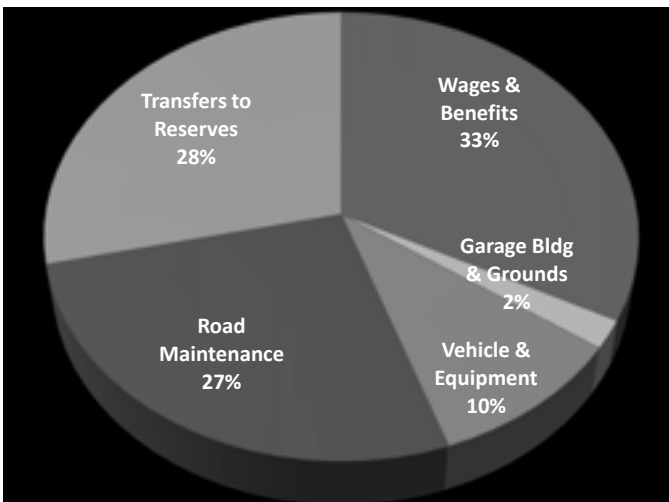
General Fund FY18 Expenses



Proposed General Fund Budget FY18 Expenses

Selectboard's Office	206,791	33.4%
Building & Grounds	18,917	3.1%
Town Clerk, Treas. & Listers Offcs	81,323	13.1%
Public Safety	215,470	34.7%
Appropriations	16,075	2.6%
G.U.V. Waste Services	25,522	4.1%
County Tax & Bond	11,433	1.8%
Transfers to Other Funds	44,528	7.2%
	620,059	100.0%

Highway Fund FY18 Expenses



Proposed Highway Fund Budget FY18 Expenses

Wage & Benefits	296,705	32.6%
Garage Building & Grounds	18,667	2.0%
Vehicle & Equipment	91,556	10.0%
Road Maintenance	244,250	26.8%
Transfers to Reserves	260,000	28.5%
	911,178	100.0%

GENERAL OPERATING FUND FY2018 BUDGET

Account Description General Fund Revenue	FY16 Budget	FY16 Actual	FY17 Budget	Proposed FY18		
				Budget	\$ Change	% Change
TAXES & TAX INTEREST						
1 GENERAL FUND PROPERTY TAX REVENUE	406,532	387,070	373,082	380,648	7,566	2.0%
2 TAX & INTEREST ABATEMENT	-	(2,466)	-	-	-	
3 CURRENT LAND USE PAYMENTS	74,000	85,030	85,000	85,000	-	0.0%
4 STATE PILOT / LAND TAXES	24,000	29,316	27,000	29,900	2,900	10.7%
5 INTEREST DELINQUENT TAXES	10,000	9,192	8,000	8,000	-	0.0%
6 INTEREST LATE TAXES	4,000	4,191	3,000	3,000	-	0.0%
7 PENALTY ON DELINQUENT TAX	11,000	11,057	10,000	10,000	-	0.0%
8 Total Taxes & Tax Interest	529,532	523,390	506,082	516,548	10,466	2.1%
FEES						
9 ALCOHOL & TOBACCO LICENSES	220	255	220	255	35	15.9%
10 RECORDING & LAND RECORDS FEES	8,600	10,183	8,400	9,000	600	7.1%
11 VAULT FEES	200	276	200	200	-	0.0%
12 CERTIFIED COPIES	500	543	400	450	50	12.5%
13 DOG LICENSE FEES	1,000	961	1,000	1,200	200	20.0%
14 DMV REGISTRATION FEES	350	352	300	275	(25)	-8.3%
15 MARRIAGE LICENSE FEES	120	270	200	200	-	0.0%
16 LAND RECORDS PRESERVATION FEE	3,685	4,362	3,600	3,860	260	7.2%
17 GREEN MOUNTAIN PASS	-	24	20	20	-	0.0%
18 ORDINANCE FEES	10	-	-	-	-	
19 GUVSW COUPON SALES	8,400	6,446	7,500	6,500	(1,000)	-13.3%
20 GUVSWD STICKER SALES	3,000	2,636	2,700	2,500	(200)	-7.4%
21 ANIMAL CONTROL FEES	100	-	-	-	-	
22 COPY MACHINE & MISC FEES	1,300	1,995	1,300	1,300	-	0.0%
23 SUBDIVISIONS APPLICATION FEES	500	767	500	500	-	0.0%
24 Total Fees	27,985	29,070	26,340	26,260	(80)	-0.3%
OTHER INCOME						
25 FINES, LAW ENFORCEMENT	5,400	3,587	4,500	5,000	500	11.1%
26 INTEREST ON INVESTMENTS	1,000	1,001	900	900	-	0.0%
27 CV RAILROAD	1,400	3,778	1,900	3,600	1,700	89.5%
28 MISC INCOME	-	1,045	-	-	-	
29 Other Income	7,800	9,411	7,300	9,500	2,200	30.1%
30 TOTAL REVENUE GENERAL FUND	565,317	561,870	539,722	552,308	12,586	2.3%
General Fund Expense						
SELECTBOARD EXPENSE						
31 SELECTBOARD STIPEND	4,500	4,500	4,500	4,500	-	0.0%
32 ADMINISTRATION WAGES	31,824	32,460	32,785	33,275	490	1.5%
33 FINANCE WAGES	35,122	34,363	36,149	35,980	(169)	-0.5%
34 FICA	5,573	4,858	5,694	5,375	(319)	-5.6%
35 HEALTH INSURANCE	34,826	30,098	31,256	32,812	1,556	5.0%
36 RETIREMENT	3,450	3,502	3,672	3,706	34	0.9%
37 DENTAL INSURANCE	2,280	2,130	2,280	2,280	-	0.0%
38 POSTAGE, SUPPLIES, ADS	4,600	4,666	4,000	4,713	713	17.8%
39 MEETINGS, SEMINARS	300	320	400	400	-	0.0%
40 PAYROLL SERVICE	2,000	2,105	2,400	2,200	(200)	-8.3%
41 IT, WEB & MISC CONSULTANT SERVICES	3,500	2,286	3,500	2,500	(1,000)	-28.6%
43 GENERAL LEGAL SERVICES	1,000	3,131	1,000	3,000	2,000	200.0%
44 ORDINANCE ADMINISTRATION	500	-	500	500	-	0.0%
45 HEALTH OFFICER EXPENSE	-	42	800	800	-	0.0%
46 TRAVEL EXPENSE & MILEAGE	350	-	350	350	-	0.0%
47 Total Selectboard Expense	129,825	124,462	129,286	132,391	3,105	2.4%
MEMBERSHIP DUES						
48 TWO RIVERS-OTTAUQUECHEE RPC DUES	1,998	1,998	2,058	2,118	60	2.9%
49 GREEN MTN ECONOMIC DEV CORP DUES	751	751	749	748	(1)	-0.1%
50 VT LEAGUE OF CITIES & TOWNS DUES	2,582	2,582	2,602	2,706	104	4.0%
51 Total Membership Dues	5,331	5,331	5,409	5,572	163	3.0%

GENERAL OPERATING FUND FY2018 BUDGET

Account Description	FY16 Budget	FY16 Actual	FY17 Budget	Proposed FY18		
				Budget	\$ Change	% Change
INSURANCE EXPENSE						
52 INSURANCE - LIABILITY	8,265	8,200	8,342	9,045	703	8.4%
53 INSURANCE - BUILDINGS	8,325	7,733	7,323	7,794	471	6.4%
54 INSURANCE - WORKERS COMP & UNEMP	1,370	1,298	1,283	1,264	(19)	-1.5%
55 Total Insurance	17,960	17,230	16,948	18,103	1,155	6.8%
BUILDINGS & GROUNDS						
56 CLEANING OFFICE BUILDING	900	642	1,000	1,000	-	0.0%
57 OFFICE REPAIRS & MAINTENANCE	5,000	2,878	1,500	2,500	1,000	66.7%
58 HISTORIC TOWN HALL BLDG REPAIRS	600	128	600	1,000	400	66.7%
59 GROUNDS MAINTENANCE	2,600	976	2,600	2,600	-	0.0%
60 MAINTENANCE SUPPLIES	175	84	175	175	-	0.0%
61 Total Bldgs, Grounds & Capital Expense	9,275	4,707	5,875	7,275	1,400	23.8%
GENERAL OFFICE EXPENSE						
62 OFFICE EQUIPMENT MAINTENANCE	750	380	750	750	-	0.0%
63 TELEPHONE	2,500	3,239	2,500	3,300	800	32.0%
64 ELECTRICITY	8,000	5,845	7,000	6,000	(1,000)	-14.3%
65 HEATING FUEL	3,600	2,841	3,600	3,600	-	0.0%
66 TRASH	420	591	500	500	-	0.0%
67 FURNITURE, FIXTURES, & COMPUTERS	2,500	1,250	2,500	2,500	-	0.0%
68 Total General Office Expense	17,770	14,145	16,850	16,650	(200)	-1.2%
ELECTION EXPENSE						
69 BALLOT CLERK WAGE	500	-	2,000	800	(1,200)	-60.0%
70 FICA	38	-	153	38	(115)	-75.2%
71 POSTAGE	40	60	100	60	(40)	-40.0%
72 SUPPLIES	40	9	100	50	(50)	-50.0%
73 ELECTION ADVERTISING	40	-	-	-	-	-
74 Total Election Expense	658	69	2,353	948	(1,405)	-59.7%
TOWN CLERK EXPENSE						
75 TOWN CLERK SALARY	38,964	39,751	40,141	40,543	402	1.0%
76 ASSISTANT TOWN CLERK	2,000	2,350	2,000	2,350	350	17.5%
77 FICA	3,149	3,221	3,224	3,282	58	1.8%
78 HEALTH INSURANCE	7,241	7,669	7,428	7,552	124	1.7%
79 RETIREMENT	2,054	2,144	2,248	2,788	540	24.0%
80 DENTAL INSURANCE	436	407	412	412	-	0.0%
81 POSTAGE, SUPPLIES	400	344	300	400	100	33.3%
82 MEETINGS, MILEAGE, MEMBERSHIPS	180	247	300	300	-	0.0%
83 DOG LICENSE SUPPLIES & POSTAGE	250	153	250	250	-	0.0%
85 RECORDS PRESERVATION	2,400	3,014	1,800	1,800	-	0.0%
86 LAND RECORD BOOKS	350	349	350	350	-	0.0%
87 Total Town Clerk Expense	57,424	59,648	58,453	60,027	1,574	2.7%
TREASURER EXPENSE						
88 TREASURER	3,000	3,029	3,000	3,000	-	0.0%
89 FICA	230	232	230	230	-	0.0%
92 ADVERTISING, POSTAGE & SUPPLIES	1,000	1,058	1,300	1,300	-	0.0%
93 BANK SERVICE FEES & CHECK SUPPLIES	200	170	200	200	-	0.0%
94 MEETINGS, MILEAGE & MEMBERSHIPS	100	58	220	100	(120)	-54.5%
95 Total Treasurer Expense	4,530	4,545	4,950	4,830	(120)	-2.4%
TOWN REPORT & AUDITING EXPENSE						
96 TOWN REPORT PREPARATION WAGE		600	1,000	1,000	-	0.0%
97 FICA		46	77	77	-	0.0%
98 POSTAGE, SUPPLIES & MILEAGE		222	400	400	-	0.0%
99 PROFESSIONAL AUDIT SERVICES	14,000	14,500	14,000	14,420	420	3.0%
100 TOWN REPORT PRINTING & PRODUCTION	3,400	1,310	1,500	1,500	-	0.0%
101 Total Report & Auditor Expense	17,400	16,678	16,977	17,397	420	3.0%
LISTERS EXPENSE						
102 LISTERS	8,300	11,381	8,300	12,000	3,700	44.6%
103 FICA	635	871	635	918	283	44.6%
104 POSTAGE, SUPPLIES & MILEAGE	700	344	700	350	(350)	-50.0%

GENERAL OPERATING FUND FY2018 BUDGET

	Account Description	FY16 Budget	FY16 Actual	FY17 Budget	Proposed FY18		
					Budget	\$ Change	% Change
105	ADVERTISING	175	179	175	200	25	14.3%
106	MEETINGS, SEMINARS & DUES	750	320	750	400	(350)	-46.7%
107	CAMA LICENSES	1,600	1,558	1,600	1,650	50	3.1%
109	Total Lister Expense	12,160	14,651	12,160	15,518	3,358	27.6%
COLLECTOR OF DELINQUENT TAXES EXPENSE							
110	DELINQUENT TAX COLLECTION	11,000	9,741	11,000	10,000	(1,000)	-9.1%
111	FICA	842	745	842	765	(77)	-9.1%
112	SUPPLIES	80	-	50	50	-	0.0%
113	MEETINGS & SEMINARS	50	60	60	60	-	0.0%
114	Total Collector of Delinquent Tax Expense	11,972	10,546	11,952	10,875	(1,077)	-9.0%
ENERGY & CONSERVATION EXPENSE							
115	GREENUP DAY EXPENSES	300	300	300	300	-	0.0%
116	CONSERVATION EXPENSES	-	-	500	700	200	40.0%
117	ENERGY COMMITTEE	250	-	250	250	-	0.0%
118	VITAL COMMUNITIES - ENERGY PROGRAM	100	100	-	100	100	
119	Total Energy Committee Expense	650	400	1,050	1,350	300	28.6%
PLANNING COMMISSION							
120	CLERK WAGE	1,000	-	500	2,000	1,500	300.0%
121	FICA	92	-	38	153	115	302.6%
122	POSTAGE	130	31	130	150	20	15.4%
123	ADVERTISING & NOTICES	130	111	130	150	20	15.4%
124	LEGAL EXPENSE	100	100	500	2,000	1,500	300.0%
125	Total Planning Commission Expense	1,452	242	1,298	4,453	3,155	243.1%
LAW ENFORCEMENT							
126	CONSTABLE	150	-	150	150	-	0.0%
127	PURCHASED SERVICE FOR 911	125	-	-	-	-	
128	POLICE	37,500	37,198	37,500	42,500	5,000	13.3%
129	ANIMAL CONTROL OFFICER	200	-	-	-	-	
130	POUND OPERATION EXPENSE	100	322	750	750	-	0.0%
131	Total Law Enforcement Expense	38,075	37,520	38,400	43,400	5,000	13.0%
FIRE & RESCUE							
132	STATE POLICE ALARM FEE	50	-	50	-	(50)	-100.0%
133	E-911 EXPENSES	-	-	-	3,000	3,000	
134	HARTFORD DISPATCH	350	-	350	-	(350)	-100.0%
135	FIRE DEPARTMENT	47,100	47,450	48,550	47,600	(950)	-2.0%
136	SOUTH ROYALTON RESCUE	82,597	82,597	73,297	81,970	8,673	11.8%
137	HARTFORD EMERGENCY SERVICES	1,000	-	1,000	1,000	-	0.0%
138	Total Fire & Rescue Expense	131,097	130,047	123,247	133,570	10,323	8.4%
CEMETERIES							
139	CEMETERIES-OTHER REPAIRS & MAINT	3,500	2,569	2,600	2,750	150	5.8%
140	PINE HILL CEMETERY APPROPRIATION	5,500	5,500	5,000	5,250	250	5.0%
141	PINE HILL CEMETERY FUEL COST	1,000	302	800	400	(400)	-50.0%
142	Total Cemetery Expense	10,000	8,371	8,400	8,400	-	0.0%
COMMUNITY APPROPRIATIONS							
143	HEALTH CONNECTION	500	500	500	750	250	50.0%
144	STAGECOACH	1,500	1,500	2,000	2,000	-	0.0%
145	WINDSOR COUNTY PARTNERS	250	250	250	250	-	0.0%
146	HEALTH CARE & REHAB SERVICES	100	100	100	100	-	0.0%
147	VNA VNH	3,175	3,175	3,175	3,175	-	0.0%
148	CLARA MARTIN MENTAL HEALTH SERVICES	750	750	750	750	-	0.0%
149	CAPSTONE formerly CVCA	300	300	300	300	-	0.0%
150	SAFELINE	500	500	500	700	200	40.0%
151	WHITE RIVER PARTNERSHIP	500	500	500	500	-	0.0%
152	VT ASSOCIATION FOR THE BLIND	150	150	150	150	-	0.0%
153	HIV/HCV RESOURCE CTR (formerly ACORN)	300	300	300	300	-	0.0%
154	VT RURAL FIRE PROTECTION TASK FORCE	-	-	-	100	100	
155	Total Community Appropriations	8,025	8,025	8,525	9,075	550	6.5%
GUVSW & RELATED							
156	GREATER UPPER VALLEY SOLID WASTE DIST	19,200	19,000	18,500	16,522	(1,978)	-10.7%

GENERAL OPERATING FUND FY2018 BUDGET

Account Description	FY16 Budget	FY16 Actual	FY17 Budget	Proposed FY18		
				Budget	\$ Change	% Change
157 GUVSW COUPONS	9,000	6,300	7,500	6,500	(1,000)	-13.3%
158 GUVSW STICKERS	3,500	2,780	2,700	2,500	(200)	-7.4%
159 Total GUVSW & Related Expense	31,700	28,080	28,700	25,522	(3,178)	-11.1%
SENIOR CITIZEN SUPPORT						
160 CENTRAL VT COUNCIL ON AGING	600	600	600	750	150	25.0%
161 SO ROYALTON SENIOR CENTER	1,500	1,500	1,500	2,500	1,000	66.7%
162 SHARON HEALTH INITIATIVE	-	-	3,000	3,000	-	0.0%
Total Senior Citizen Support Services	2,100	2,100	5,100	6,250	1,150	22.5%
OLD HOME DAY						
163 OLD HOME DAY	750	750	750	750	-	0.0%
164 Total Old Home Day Expense	750	750	750	750	-	0.0%
LIBRARY BUILDING						
165 LIBRARIAN WAGE	15,600	14,395	-	-	-	
166 ASSISTANT LIBRARIAN WAGE	-	1,357	-	-	-	
167 CLEANING WAGE	680	298	500	500	-	0.0%
168 FICA	1,258	1,228	39	42	3	7.7%
169 ELECTRICITY	600	631	750	700	(50)	-6.7%
170 TELEPHONE	600	-	-	-	-	
171 BUILDING REPAIR & MAINTENANCE	500	337	500	500	-	0.0%
172 HEATING FUEL	2,650	1,119	2,650	1,500	(1,150)	-43.4%
173 Total Library Building Expense	21,888	19,365	4,439	3,242	(1,197)	-27.0%
COUNTY TAX, INTEREST & MISC.						
174 MISC EXPENSE	-	1,642	-	-	-	
175 COUNTY TAX & BOND PAYMENTS	13,000	11,315	11,000	11,433	433	3.9%
176 Total County Tax, Interest & Misc Exp	13,000	12,957	11,000	11,433	433	3.9%
177 TOTAL GENERAL FUND OPERATING EXP	543,042	519,869	512,122	537,031	24,909	4.9%
178 NET OPERATING REVENUE (EXPENSES)	22,275	42,001	27,600	15,277	(12,323)	-44.6%
TRANSFERS TO (FROM) OTHER FUNDS						
179 CAPITAL BLDG IMPROV RESERVE TRANS OUT	5,000	5,000	3,000	3,000	-	0.0%
180 CONSERVATION RESERVE TRANSFER OUT	500	500	-	-	-	
181 LIBRARY OPERATING FUND TRANSFER OUT	-	-	16,800	16,968	168	1.0%
182 RECORD PRESERVATION TRANSFER OUT	1,285	1,348	1,800	2,060	260	14.4%
183 EMERGENCY CTR RESERVE TRANSFER OUT	250	250	1,000	1,000	-	0.0%
184 FIRE EQUIP RESERVE TRANSFER OUT	20,000	20,000	30,000	30,000	-	0.0%
185 FIRE EQUIP TRANS OUT ADD'L- 1/3 RAM UNIT	-	-	-	7,500	7,500	
186 HWY EQUIP RESERVE-VOTE TO USE FUND BAL SURPLUS	-	-	50,000	-	(50,000)	-100.0%
187 HWY INFRA. RESERVE-VOTE TO USE FUND BAL SURPLUS	-	-	50,000	-	(50,000)	-100.0%
188 HWY EQUIP RESERVE-PART IRENE FEMA/ERAF REIMB	-	-	-	22,500	22,500	
189 FEMA/ERAF ADJUSTMENT TRANSFER (IN)	-	(30,455)	-	-	-	
190 Total Transfers to Other Funds	27,035	(3,357)	152,600	83,028	(69,572)	-45.6%
191 Total Expenses & Transfers	570,077	516,512	664,722	620,059	(44,663)	-6.7%
192 NET REVENUE (EXPENSES)	(4,760)	45,358	(125,000)	(67,751)	57,249	-45.8%
GENERAL FUND BALANCE ALLOCATED TO						
193 BALANCE BUDGET IF NEEDED	4,760	USE OF FUND BALANCE NOT NEEDED	125,000	67,751		

GENERAL OPERATING FUND FY18 BUDGET NOTES

- **PROPERTY TAX:** Property taxes are proposed to increase by \$7,566 for FY18.
- **WAGE & BENEFITS:** FY18 wage increases for employees working 30 hrs and more are budgeted at a 1% increase over current wage rates. Premium increases for the health plan renewals for calendar 2017 were split between employer and employee and employer health savings account contributions were ended in favor of health reimbursement arrangements.
- **GENERAL LEGAL SERVICES:** Increased from \$1000 to \$3000 based on actual expenses in FY16 of \$3,131.
- **LISTERS:** This wage increase reflects the actual hours and typical rates earned by Listers.
- **PLANNING COMMISSION CLERK WAGE:** The Planning Commission requires assistance from qualified staff. FY18 increase to \$2,000 reflects the true cost of these services.
- **PLANNING COMMISSION LEGAL EXPENSE:** This line was increased from \$500 to \$2000 based on actual expenses increasing in FY17 and in anticipation of a growing need for legal assistance.
- **POLICE:** Police services are being budgeted at a \$5000 increase from \$37,500 to \$42,500. Our current vendor, the Royalton Police Dept, has increased its hourly rate by 20% from FY17 to FY18. At the time of this report's submission, the Selectboard had not chosen a service provider for FY18.
- **E-911 EXPENSE:** The original E-911 numbers assigned to residents years ago need to be updated for visibility purposes. The budgeted \$3,000 is to pay for the new numbers and the cost of their distribution.
- **SOUTH ROYALTON RESCUE:** FY18's appropriation increase from \$73,297 to \$81,970 is due to a per capita allocation error in FY17, absorbed by So. Royalton. FY18 is less than FY16's actual cost of \$82,597.
- **LIBRARIAN WAGE:** This item is now found in the Library operating budget.
- **TRANSFERS:** Transfers are funds that are paid to or from other funds managed by the Town of Sharon, such as committed reserved and restricted funds.
- **FIRE EQUIP TRANSFER OUT ADD'L-1/3 NEW RAM UNIT:** The Sharon Firemen's Association has asked for assistance to fund a new and larger ram, cutter, spreader, hoses and power unit for improved "jaws of life" capacity and \$7,500 represents approximately 33% of the total estimated cost of \$22,952.
- **HWY EQUIP-VOTE TO USE FUND BALANCE SURPLUS:** This was a separately warned article for the FY17 budget to use the accumulated fund balance to pay into the Highway Equipment fund. To see the planned use of these funds, please refer to the Highway Equipment Capital Budget Plan.
- **HWY EQUIP & INFRASTRUCTURE-VOTE TO USE FUND BALANCE SURPLUS:** This separately warned article for the FY17 budget approved the use of accumulated fund balance to pay \$50k each into the highway equipment and infrastructure reserve funds. Please refer to the Capital Budget Plans.
- **HWY EQUIP RESERVE-Use Part of FEMA/ERAF Reimbursement:** This is a proposed expenditure to direct \$22.5k of the \$30k received in FY16 from the State of Vermont for ERAF funds related to Tropical Storm Irene FEMA relief to the Highway Equipment Fund; equipment received hard use during the recovery period and this would help offset the cost of that extra wear and tear. To see the planned use of these funds, please refer to the Highway Equipment Capital Budget Plan.
- **GENERAL FUND BALANCE:** The Selectboard proposes using \$67,751 of the General Fund balance to balance the FY18 budget, which includes \$7,500 to fund 1/3 of the cost of a new Jaws of Life unit for the fire department, \$22,500 to the highway equipment reserve, and \$37,751 to reduce property taxes. Note that the general operating fund had a surplus in FY16 of \$45,358, rather than the expected \$4,760 deficit.

HIGHWAY FUND PROPOSED FY2018 BUDGET


	Account Description	FY16 Budget	FY16 Actual	FY17 Budget	Proposed Budget		
					FY18	\$ Change	% Change
Highway Revenue							
1	HIGHWAY FUND TAX REVENUE	661,456	661,456	693,305	701,180	7,875	1.1%
2	STATE AID FOR HIGHWAYS	110,250	110,044	110,000	110,000	-	0.0%
3	GRANT REVENUE	-	1,872	-	-	-	
4	OVERWEIGHT VEHICLE PERMITS	400	450	400	400	-	0.0%
5	INSURANCE REIMBURSEMENT	-	12,615	-	-	-	
6	CCC POND WEED REMOVAL REIMBURSEMENT	1,550	1,550	-	3,600	3,600	
7	Total Highway Revenue	773,656	787,986	803,705	815,180	11,475	1.4%
Highway Expense							
WAGE & WAGE RELATED EXPENSES							
8	ROAD CREW REGULAR WAGES	149,764	140,956	155,293	156,782	1,489	1.0%
9	ROAD CREW OVERTIME WAGES	22,462	13,359	25,751	26,064	313	1.2%
10	FICA	13,175	11,805	13,850	13,988	138	1.0%
11	HEALTH INSURANCE	81,376	59,983	54,660	59,459	4,799	8.8%
12	DENTAL INSURANCE	6,013	4,464	6,013	4,687	(1,326)	-22.1%
13	RETIREMENT FUND-EMPLOYER PORTION	9,294	7,552	10,139	12,571	2,432	24.0%
14	UNIFORMS	2,200	2,384	2,200	2,500	300	13.6%
15	WORKERS COMPENSATION INSURANCE	13,555	11,733	14,025	20,102	6,077	43.3%
16	UNEMPLOYMENT INSURANCE	1,500	1,114	780	552	(228)	-29.2%
17	Total Wage & Wage Related Expense	299,339	253,351	282,711	296,705	13,994	4.9%
VEHICLE EXPENSE							
18	TRUCKS & LIABILITY INSURANCE	12,998	10,437	10,446	11,166	720	6.9%
19	TIRES & CHAINS	9,000	5,626	9,000	6,000	(3,000)	-33.3%
20	TRUCK #1	4,500	15,017	2,500	2,500	-	0.0%
21	TRUCK #2	4,500	15,294	4,500	2,500	(2,000)	-44.4%
22	TRUCK #3	4,500	2,441	3,500	3,500	-	0.0%
23	TRUCK #4	4,500	3,171	4,500	2,500	(2,000)	-44.4%
24	LOADER #5	500	997	1,000	1,000	-	0.0%
25	GRADER #6	7,000	3,704	5,000	3,500	(1,500)	-30.0%
26	BACKHOE #7	1,500	616	2,000	2,000	-	0.0%
27	MOWER #8	1,000	378	600	600	-	0.0%
28	FORD F550 #9	1,000	1,857	1,000	1,715	715	71.5%
29	FUEL	56,750	31,872	56,750	54,575	(2,175)	-3.8%
30	Total Vehicle Expense	107,748	91,410	100,796	91,556	(9,240)	-9.2%
GARAGE EXPENSES							
31	PROPERTY INSURANCE	2,902	2,696	2,554	2,717	163	6.4%
32	TELEPHONE	1,100	924	1,000	1,100	100	10.0%
33	ELECTRICITY	1,600	1,455	1,600	1,600	-	0.0%
34	MILEAGE & MEETINGS	800	715	500	800	300	60.0%
35	SHOP EXPENSES	5,500	7,344	5,500	7,500	2,000	36.4%
36	BUILDING & GROUNDS	5,000	2,363	4,400	2,450	(1,950)	-44.3%
37	TOOLS SMALL EQUIPMENT	2,500	2,108	2,500	2,500	-	0.0%
38	Total Garage Expenses	19,402	17,606	18,054	18,667	613	3.4%
GRANT & PERMIT EXPENSES							
39	PERMIT COMPLIANCE EXPENSE	1,200	-	1,200	2,000	800	66.7%
40	LICENSING & FEES	1,000	1,854	1,000	1,900	900	90.0%

HIGHWAY FUND PROPOSED FY2018 BUDGET

	Account Description	FY16 Budget	FY16 Actual	FY17 Budget	Proposed Budget		
					FY18	\$ Change	% Change
41	CCC POND WEED HARVEST EXPENSE	-	-	-	2,400	2,400	
42	GRANT EXPENSE	3,000	6,208	-	-	-	
43	Total Grant & Permit Expenses	5,200	8,062	2,200	6,300	4,100	156.7%
ROAD MAINTENANCE EXPENSE							
44	CULVERTS & BRIDGES	7,500	7,986	10,000	10,000	-	0.0%
45	SAND	70,000	65,357	70,000	70,000	-	0.0%
46	GRAVEL & STONE	50,000	48,171	44,460	45,000	540	1.2%
47	GRASS SEED	100	-	-	-	-	
48	SIGNS	5,000	4,467	7,500	5,000	(2,500)	-33.3%
49	GUARDRAILS	5,000	-	4,000	4,000	-	0.0%
50	CHLORIDE (SUMMER)	12,000	17,141	13,500	17,750	4,250	31.5%
51	SALT (WINTER)	41,875	22,603	43,984	44,000	16	0.0%
52	BLACKTOP	1,000	380	3,000	3,000	-	0.0%
53	PAVEMENT CRACK SEALING	12,000	8,151	12,000	12,000	-	0.0%
54	HIGHWAY 1 MILE ANNUAL TOP-DRESSING	20,000	13,456	20,000	20,000	-	0.0%
55	CONTRACTED SERVICES	10,000	9,425	6,500	7,200	700	10.8%
56	Total Road Maintenance Expenses	234,475	197,137	234,944	237,950	3,006	1.3%
57	Total Highway Fund Operating Expenses	666,164	567,566	638,705	651,178	12,473	2.0%
58	NET HWY OPERATING REVENUE (EXPENSE)	107,492	220,420	165,000	164,002	(998)	-0.6%
HIGHWAY TRANSFERS TO (FROM) OTHER FUNDS							
59	INFRASTRUCTURE TRANSFER OUT TO RESERVE	50,000	50,000	75,000	75,000	-	0.0%
60	HWY INFRASTRUCTURE TRANSFER-(FY16 SURPLUS)	-	-	-	90,000	90,000	
61	EQUIPMENT TRANSFER OUT TO RESERVE	80,000	80,000	90,000	95,000	5,000	5.6%
62	Total HWY Transfers	130,000	130,000	165,000	260,000	95,000	57.6%
63	TOTAL EXPENSES & TRANSFERS	796,164	697,566	803,705	911,178	107,473	13.4%
64	NET REVENUE (EXPENSES)	(22,508)	90,420	-	(95,998)	(95,998)	
65	HIGHWAY FUND BALANCE ALLOCATED TO BALANCE BUDGET IF NEEDED	22,508	USE OF FUND BALANCE NOT NEEDED	-	95,998		

HIGHWAY OPERATING FUND FY18 BUDGET NOTES

- **PROPERTY TAX:** Property taxes are proposed to increase by \$7,875 for FY18.
- **WAGE & BENEFITS:** FY18 wage increases are budgeted at a 1% increase over current wage. Premium increases for the health plan renewals for calendar 2017 were split between employer and employee, health savings acct contributions were ended in favor of health reimbursement arrangements.
- **TRANSFERS:** Monies that are paid to or from other funds managed by the Town of Sharon, such as restricted funds.
- **HWY INFRASTRUCTURE TRANSFER-(FY16 SURPLUS):** The Selectboard proposes using \$90,000 of the fund balance coming from the surplus generated from the FY16 budget year toward highway infrastructure reserves. This is an additional amount of money dedicated to reserves above the amount budgeted annually for reserves. Please refer to the Highway Infrastructure Capital Plan.
- **EQUIPMENT TRANSFER OUT TO RESERVE:** The Selectboard is increasing the amount to be transferred to the highway equipment reserve in an effort to keep pace with the planned replacement schedule budget. Please refer to the capital budget plan for highway equip.
- **HIGHWAY FUND BALANCE:** The Selectboard proposes using \$95,998 of the highway operating fund balance to balance the budget, which includes a \$5,000 increase to the annual transfer to highway equipment reserves, \$90,000 additional funds to the highway infrastructure reserve, and \$998 of the operating budget. Note that the highway operating fund had a surplus in FY16 of \$90,420, rather than the expected \$22,508 deficit, largely due to the mild winter.



CAPITAL BUDGET PLAN FOR HIGHWAY EQUIPMENT			
ACTIVITY BY FISCAL YEAR	Description		
Highway Equipment	In March 2016 Town Report	Updated for March 2017 Town Report	Equip purchase & sale, loan receipts & payments, leases, trade ins, transfers
FY 2015 Balance	210,149	210,149	
FY16 Rev Transfers	80,000	80,000	Transfer in from Highway Operating Fund
FY16 Rev - Other Sources	97,000	97,000	Insurance payoff for 2012 Freightliner - totaled in accident Sept. 2015
FY16 Rev - Other Sources	95,000	95,000	Merchants Bank Loan - 5 yrs 2% interest for 2015 Western Star (new Truck 1)
FY16 Rev - Other Sources	15,000	-	Trade in of 2008 Sterling one-ton (Truck 4)
FY16 Rev - Other Sources	-	42,500	Insurance payoff for 2015 Ford 550 Truck 4
FY2016 Grader Loan	-	232,000	Merchants Bank Loan - 5 yrs 1.72% interest for Grader
FY16 Rev - Other Sources	-	75,000	Trade in for 2001 Grader
FY16 Expenses	(191,729)	(191,724)	Purchase of 2015 Western Star Cab, Chassis and Body with 7 yr warranty
	(100,000)		Purchase of Cab and Chassis of 6 wheel dump truck (Truck 4)
	(50,000)	(358,900)	Purchase 2016 CAT 12M3AWD Grader
	(72,562)	(72,753)	1st Lease Payment on Grader (net amount includes trade of current 2001 grader)
			Debt service \$69k principal and \$3561.56 interest on 930K Cat loader, 2012 Freightliner & 2015 Ford 550
FY 2016 Balance	82,858	208,272	
FY17 Rev Transfers	90,000	90,000	Transfer in from Highway Operating Fund
F17 Rev Transfer	50,000	50,000	General fund balance lowered for use by Equip Reserve <i>See warned article</i>
FY17 Rev - Other Sources	110,000	120,000	\$120k Loan proceeds for Freightliner 4x4 6-Wheeler w/ Belly Scraper
FY17 Expenses	-	(113,378)	Purchase 2017 Freightliner Cab & Chassis 4x4 6-wheeler
	(50,000)	(69,755)	Purchase body for new 6 wheel dump truck
	(50,000)	(50,390)	Payment on Grader Loan Interest & Principal
	(5,000)	(5,000)	Small Equipment replacement - to be decided
	(70,949)	(70,263)	Debt service \$66k principal and \$4949 interest on 930K Cat loader, 2015 Ford 550, 2015 Western Star, and new 6 wheel dump truck (Truck 4) interest only
FY 2017 Balance	156,909	159,486	
FY18 Rev Transfers	95,000	95,000	Transfer in from Highway Operating Fund
F18 Rev Transfer	-	22,500	General Fund balance lowered and used for Equipment Reserve Fund
FY18 Rev - Other Sources	110,000	120,000	\$120k Loan proceeds for new truck
FY18 Rev - Other Sources	45,000	45,000	Trade value of 2010 Western Star
FY18 Expenses	(50,000)	(49,998)	Grader Payment for grader #2 of 5 yr
	(200,000)	(190,000)	Purchase new dump truck (Truck 2)
	(5,000)	(5,000)	Small Equipment replacement - to be decided
	(92,634)	(72,525)	Debt service \$68k principal and \$4525 on 2015 Ford 550, 2015 Western Star, and 6 wheel dump truck (Truck 4)
FY 2018 Balance	59,275	124,462	
FY19 Rev Transfers	110,000	110,000	Transfer in from Highway Operating Fund
FY19 Rev - Other Sources	75,000	-	\$75k Loan proceeds for purchase of new backhoe (rev. FY17 budget to buy without loan)
FY19 Rev - Other Sources	25,000	10,000	Trade in 2007 Backhoe
FY19 Expenses	(50,000)	(49,194)	Grader Payment for grader year 3 of 5 yr
	(100,000)	(85,000)	Purchase Backhoe
	(5,000)	(5,000)	Small Equipment replacement - to be decided
	(66,840)	(70,840)	Debt service \$67k principal and \$3840 interest on 2015 Western Star (Truck1), 6 wheel dump truck (Truck 4), and dump truck (Truck 2)
FY 2019 Balance	47,435	34,429	
FY20 Rev Transfers	120,000	120,000	Transfer in from Highway Operating Fund
FY20 Rev - Other Sources	-	20,000	Trade In for Ford 550 1 Ton dump truck
FY2020 Rev - Loan Proceeds		88,000	Loan - 5 yrs 2% interest for one ton dump truck
FY20 Expenses	(50,000)	(48,389)	Grader Payment for grader year 4 of 5 yr
	(5,000)	(5,000)	Small Equipment replacement - to be decided
	(92,080)	(100,000)	Purchase new 1 ton dump truck
		(71,080)	Debt service \$67k principal and \$4080 interest on 2015 Western Star (Truck1), 6 wheel dump truck (Truck 4), dump truck (Truck 2) and one ton
FY 2020 Balance	20,355	37,959	
FY21 Rev Transfers		120,000	Transfer in from Highway Operating Fund
FY21 Rev - Other Sources		88,000	Loan for new Tractor/Mower
FY21 Rev - Other Sources		5,000	Trade In for John Deere Tractor
FY21 Expenses		(47,202)	Grader Payment for grader year 5 of 5 yr
		(100,000)	Purchase new Tractor/Mower
		(5,000)	Small Equipment replacement - to be decided
		(93,540)	Debt service \$89k principal and \$4540 interest on 2015 Western Star (Truck1), 6 wheel dump truck (Truck 4), dump truck (Truck 2), and one ton
FY 2021 Balance	20,355	5,217	

CAPITAL BUDGET PLAN FOR HIGHWAY INFRASTRUCTURE

ACTIVITY BY FISCAL YEAR		Description	
Highway Infrastructure	In March 2016 Town Report	In March 2017 Town Report	Large Projects - Paving and Culverts
FY 2014 Balance	244,711.25	244,711.25	
FY15 Rev Transfers	30,000.00	30,000.00	Transfer in from Highway Operating Fund
FY15 Rev Other Sources	175,000.00	175,000.00	Grant Revenue - Paving Grant
FY15 Expenses	(309,878.83)	(309,878.83)	River Road Culvert, Ditch, and Paving Project expenditures in FY15
FY 2015 Balance	139,832.42	139,832.42	
FY16 Rev Transfers	50,000.00	50,000.00	Transfer in from Highway Operating Fund
FY16 Rev Other Sources	175,000.00	9,465.28	\$175k Structures Grant for 2 Culverts on Downer Road
FY16 Expenses	(235,000.00)	(10,516.98)	Downer culverts work (FY16 actual engineering & bid expenses)
FY16 Expenses	(84,078.60)	(84,078.60)	Chip seal treatment on River Road
FY 2016 Balance	45,753.82	104,702.12	
FY17 Rev Transfers	75,000.00	75,000.00	Transfer in from Highway Operating Fund
FY17 Rev Transfers	50,000.00	50,000.00	General Fund balance lowered and used for Infrastructure Reserve <i>See warned article</i>
FY17 Rev Other Sources	175,000.00	165,534.72	\$175k Structures Grant for 2 Culverts on Downer Road
FY17 Expenses	(223,750.00)	-	Howe Hill paving plus \$5000 engineering cost (did not receive AOT grant for FY17)
		(93,850.00)	1/2 mile Paving Beaver Meadow
		(192,956.77)	Downer culvert work expenses
	(12,000.00)	(10,000.00)	Engineering consultation for road maintenance master planning CIP & Howe Hill
FY 2017 Balance	110,003.82	98,430.07	
FY18 Rev Transfers	100,000.00	75,000.00	Annual transfer in from Highway Operating Fund
FY18 Rev Transfers		90,000.00	HWY fund balance lowered and used for Infrastructure Reserve
FY18 Rev Other Sources		175,000.00	\$175k Paving Grant for Paving Howe Hill Rd - yet to be secured
FY18 Expenses	(200,000.00)		Paving work on Howe Hill and/or Beaver Meadow
		(30,000.00)	Broad Brook Rd bank stabilization
		(243,150.00)	Paving work on Howe Hill (\$216,500 estimate + 10% contingency \$5k engineer)
FY 2018 Balance	10,003.82	165,280.07	
FY19 Rev Transfers	100,000.00	100,000.00	Transfer in from Highway Operating Fund
FY19 Rev Other Sources	175,000.00	175,000.00	Structures grant for culvert work pending approval of application to be submitted
FY19 Expenses	(218,750.00)		Paving work on Howe Hill (\$216,500 estimate + 10% contingency)
		(192,500.00)	Culvert & stormwater work to be decided
FY 2019 Balance	66,253.82	247,780.07	
FY20 Rev Transfers	125,000.00	100,000.00	Transfer in from Highway Operating Fund
FY20 Expenses	(125,000.00)	(125,000.00)	Paving work - to be decided
FY 2020 Balance	66,253.82	222,780.07	

Sharon Highway Mileage 2015

Class 2	14.52
Class 3	33.14
Class 3 (but functionally Class 4)	0.39
Total Town	48.05
Total State	7.79
Total Interstate & Ramps	8.78
Class 4	6.23
Legal Trails	6.04

Source: VT Agency of Transportation

BALANCE SHEET - GENERAL OPERATING FUND

Account	AS OF JUNE 30, 2015	AS OF JUNE 30, 2016
CASH TOWN CLERK	150.00	150.00
CASH SELECTBOARD'S OFFICE	350.00	350.00
GENERAL FUND CHECKING MB	155,176.99	229,300.20
PAYROLL CHECKING	36,410.41	24,903.41
GENERAL FUND MMKT MB	607,133.66	775,345.22
PREPAID EXPENSES	32,237.06	21,473.79
DELINQUENT TAXES RECEIVABLE	60,884.10	76,976.85
DELINQUENT INT/OTH RECEIVABLE	14,365.31	15,224.83
ACCTS RECEIVABLE OTHER	3,124.66	92.82
TOTAL ASSETS	909,832.19	1,143,817.12
DEFERRED REVENUE OTHER	4,934.67	8,083.51
DEFERRED REVENUE DELINQUENT TAXES	44,748.64	70,420.77
SCHOOL TAXES PAYABLE	-	-
ACCRUED WAGE & BENEFITS	7,353.85	2,818.24
ACCOUNTS PAYABLE	11,939.27	11,713.66
HEALTH INSURANCE PAYABLE	4,804.92	-
DENTAL PAYABLE	316.77	-
EYEMED PAYABLE	43.51	-
RETIREMENT PAYABLE	-	-
HEALTH REIMBURSEMENT ESCROW	(135.00)	-
HEALTH SAVINGS ACCT		1,200.00
INTERFUND - CASH HELD FOR OTHER FUNDS	365,448.90	533,846.02
TOTAL LIABILITIES	439,455.53	628,082.20
GENERAL FUND TOTAL PRIOR YEARS	433,447.81	470,376.66
FUND BALANCE CURRENT YEAR	36,928.85	45,358.26
TOTAL FUND BALANCE	470,376.66	515,734.92
TOTAL LIABILITIES AND FUND BALANCE	909,832.19	1,143,817.12

BALANCE SHEET - HIGHWAY OPERATING FUND

Account	AS OF JUNE 30, 2015	AS OF JUNE 30, 2016
PREPAID EXPENSES HWY	17,382.59	8,933.75
ACCOUNTS RECEIVABLE	588.57	
TOTAL ASSETS	17,971.16	8,933.75
ACCRUED WAGE & BENEFIT	8,075.68	-
ACCRUED INTEREST OWED	-	2,914.14
ACCOUNTS PAYABLE	14,104.65	4,490.29
INTERFUND	(20,021.82)	(104,703.05)
TOTAL LIABILITIES	2,158.51	(97,298.62)
FUND TOTAL	22,508.60	15,812.65
FUND BALANCE CURRENT YEAR	(6,695.95)	90,419.72
TOTAL HIGHWAY FUND BALANCE	15,812.65	106,232.37
TOTAL LIABILITIES AND FUND BALANCE	17,971.16	8,933.75

Internet Fund Balance - as of June 30, 2016	FUND	CASH HELD FOR & DUE TO DEBIT	CASH DUE FROM CREDIT
100 GENERAL OPERATING		-	533,846.02
200 HWY EQUIPMENT		210,836.54	-
222 HWY OPERATING		104,703.05	-
720 JAMES JUDSON MEMORIAL FUND		-	0.09
740 STEENKEN LEASE LAND		0.10	-
900 GRANTS - OTHER		5,595.82	-
925 RECORD PRESERVATION		18,598.80	-
995 APPRAISAL RESERVE		46,264.83	-
999 CAPTITAL ASSET RESERVE INTERFUND		147,846.97	-
TOTAL		533,846.11	533,846.11
DEBIT/CREDIT DIFFERENCE (This should always be "0")		0.00	

FIXED ASSETS - BALANCE SHEET AS OF JUNE 30, 2016

LAND	153,247.77
ART	3,700.00
BUILDING IMPROVEMENTS	141,285.51
BUILDINGS	391,250.86
EQUIPMENT	159,110.26
VEHICLES	1,308,818.12
INFRASTRUCTURE	5,836,946.37
TOTAL ASSETS	7,994,358.89
ACCUMULATED DEPRECIATION	1,410,329.50
TOTAL LIABILITIES	1,410,329.50
FUND BALANCE FROM PRIOR YEARS	6,816,568.41
FUND BALANCE CURRENT YEAR (Depreciation Expense)	(232,539.02)
TOTAL FIXED ASSET FUND BALANCE	6,584,029.39
TOTAL LIABILITIES & FIXED ASSET FUND BALANCE	7,994,358.89

LONG-TERM DEBT - BALANCE SHEET AS OF JUNE 30, 2016

TOTAL ASSETS	-
VT MUNICIPAL EQUIP LOANS - 4YR \$88K DEC 2013 CAT LOADER	44,000.00
MERCHANTS BANK - 3 YR \$75K OCT 2014 - FORD 550	50,000.00
MERCHANTS BANK - 5 YR \$95K OCT 2015 - WESTERN STAR	95,000.00
MERCHANTS BANK - 5 YR \$232K JUN 2016 - CAT GRADER	232,000.00
ACCRUED COMPENSATION	16,592.87
TOTAL LIABILITIES	437,592.87
LONG-TERM DEBT FUND BALANCE	(421,000.00)
ACCRUED COMPENSATION BALANCE	(16,592.87)
TOTAL LONG-TERM DEBT FUND BALANCE	(437,592.87)
TOTAL LIABILITIES & LONG-TERM DEBT FUND BALANCE	-

BALANCE SHEET - FEMA / FHWA FUND - Period Ending June 30, 2016

TOTAL ASSETS	-
TOTAL LIABILITIES	-
FUND BALANCE FROM PRIOR YEARS	-
FUND BALANCE CURRENT YEAR	-
TOTAL FUND BALANCE	-
TOTAL LIABILITIES & FUND BALANCE	-

FEMA / FHWA REVENUE & EXPENSE FOR FY16 JULY 1, 2015 - JUNE 30, 2016

REVENUE	
FEMA - IRENE - .03 FY11 GRAND LIST STATE CAP ON TOWN SHARE	27,589.56
HAZARD MITIGATION PROPERTY BUY-OUT GRANT - GREEN'S TRAILER PARK	25,014.29
TOTAL REVENUE	52,603.85
EXPENSE	
MISC ADJUSTMENTS	(2,556.80)
TRANSFER OUT TO GENERAL FUND	30,454.91
HAZARD MITIGATION PROPERTY BUY-OUT EXPENSE - GREEN'S TRAILER PARK	24,705.74
TOTAL EXPENSE	52,603.85
NET FEMA / FHWA REVENUE / (EXPENSE)	-

FEMA and FHWA road projects related to Tropical Storm Irene damage are complete and have been fully paid. The Town received an additional \$27,589.56 from the State, which is the amount over a 3 cent cap on the FY11 Grand List paid by the State for the Town's share of Irene-related expenses.

CAPITAL PROJECTS & SPECIAL REVENUE FUNDS WITH COMMITTED OR RESTRICTED BALANCES AS OF JUN 30, 2016

CAPITAL PROJECTS FUND ACTIVITY BY FISCAL YEAR	Town Building Improvements	Highway Infrastructure	Fire Equipment	Emergency Operations Center	TOTAL FUND 999
FY 2014 End Balance	7,538.13	244,711.25	60,000.00	8,000.00	320,249.38
FY15 Rev Grant & Transfer	5,000.00	205,000.00	20,000.00	2,000.00	232,000.00
FY15 Expenses		(309,878.83)			(309,878.83)
FY 2015 End Balance	12,538.13	139,832.42	80,000.00	10,000.00	242,370.55
FY16 Rev Grant & Transfer	5,000.00	59,465.28	20,000.00	250.00	84,715.28
FY16 Expenses		(94,595.58)	(76,468.00)		(171,063.58)
FY 2016 End Balance	17,538.13	104,702.12	23,532.00	10,250.00	156,022.25
<i>Committed Funds</i>	FUND 999	FUND 999	FUND 999	FUND 999	FUND 999

Note 1

Note 2

SPECIAL REVENUE FUND ACTIVITY BY FISCAL YEAR	Grants - Other
FY 2014 End Balance	5,204.97
FY15 State Grant Lister Ed	390.85
FY15 Expenses	-
FY 2015 End Balance	5,595.82
FY16 State Grant Lister Ed	390.85
FY16 Expenses	-
FY 2016 End Balance	5,595.82
<i>Restricted Funds</i>	Fund 900

Note 3

SPECIAL REVENUE FUND ACTIVITY BY FISCAL YR	Reappraisal Fund- Restricted Revenue
FY 2014 End Balance	32,507.68
FY15 State Grant	7,076.15
FY15 Expenses	
FY 2015 End Balance	39,583.83
FY16 State Grant	6,681.00
FY16 Expenses	
FY 2016 End Balance	46,264.83
<i>Restricted Funds</i>	FUND 995

CAPITAL PROJECTS FUND ACTIVITY BY FISCAL YEAR	Highway Equipment Fund
FY 2014 End Balance	158,247.40
FY15 Other Revenue	75,000.00
FY15 Rev Transfers	125,000.00
FY15 Expenses	(148,098.30)
FY 2015 End Balance	210,149.10
FY16 Revenue-Loans	327,000.00
FY16 Revenue-Insur/Trade	214,500.00
FY16 Rev Hwy Transfers In	80,000.00
FY16 Expenses -Purchase	(191,724.00)
FY16 Expenses -Purchase	(358,900.00)
FY16 Expenses-Princ&Int	(72,752.65)
FY 2016 End Balance	208,272.45
<i>Committed Funds</i>	Fund 200

Note 4

Note 5

Note 6

Note 7

Note 8

SPECIAL REVENUE FUND ACTIVITY BY FISCAL YR	Record Preservation Fund
FY 2014 End Balance	15,547.80
FY15 Rev Transfer In	1,703.00
FY15 Expenses	-
FY 2015 End Balance	17,250.80
FY16 Rev Transfer In	1,348.00
FY16 Expenses	-
FY 2016 End Balance	18,598.80
<i>Restricted Funds</i>	Fund 925

Note 9

- Note 1 AOT grant for Downer \$9465.28, expenses for River Rd. chipseal paving \$84078.60, Downer Rd Culverts \$10,516.98
- Note 2 Expense is for payments toward new fire truck
- Note 3 Trail Grant Balance \$4814.16, Lister Education Grant \$781.66
- Note 4 5 year loans of \$95k for '15 Western Star Tandem and \$232k for '16 Cat Grader
- Note 5 Insurance settlement for 2012 Freightliner Tandem \$97,000 (totalled in accident) & 2007 Sterling \$42,500 (burned up) and trade value for 2001 Cat Grader Trade-in of \$75,000
- Note 6 Purchase 2015 Western Star Tandem \$191,724 Oct 2015
- Note 7 Purchase 2016 CAT Grader \$358,900
- Note 8 Loan Principal = \$69000, Loan Interest = \$1188.56, Accrued Interest = \$2564.09
- Note 9 Fund established in FY14 to restrict funds designated for record preservation unspent in current fiscal year. State statute requires every \$10 of recording fees have \$3 set aside for record preservation.

Restricted fund balance includes amounts that can be spent only for the specific purposes stipulated by constitution, external resource providers, or through enabling legislation. Committed fund balance includes amounts that can be used only for specific purposes determined by the Town's highest level of decision making authority, the voters, as a result of articles passed at Annual or Special Meetings.

Chester Downer Endowment Fund

Trustees Report for the year 2016

During the year 2016, your Trustees with the assistance of the Town Treasurer continued the management of the Endowment fund. These investments, in accordance with the Downer Will, are only authorized for expenses as specified in the will and limited to 75% of the current year income earned by the Trust's investments.

During the last fiscal year there were no formal applications made to the Downer Fund for grants. The only expenditures for the Fund (as shown in the accompanying report) were the ongoing contribution to the Pine Hill cemetery and the cost of mowing the town grounds, and a new fee to the Probate court (see below).

As you will also see in the report, income generated by the U.S. Treasury securities continues to be lackluster and reflective of the low interest rate environment of the past many years. At the Fund's annual meeting, September 20, 2016, the trustees authorized a new annual fee (\$85) paid to the Woodstock Probate court. The trustees also authorized the town Treasurer to purchase a new 5 year note in the amount of \$32,500. The annual Chester Downer report was also reviewed and accepted by all trustees. You will notice that the Trustees have taken a laddered approach to purchasing notes with five year maturities.

As in previous reports your Trustees would like to thank again the firm of A.M. Peisch for providing their professional services for the preparation of the Downer Fund tax return on a pro bono basis.

We remind all residents that all applications for grants from the Fund are first reviewed by your Trustees. Then, if approved, they must be forwarded to the Probate Court for final confirmation. This is to assure that all grants are in strict accordance with the requirements of the Downer will.

The Trustees

Jim Kearns

Martha Fisk

Bob Ferguson

CHESTER DOWNER FUND

FY16 REVENUE AND EXPENDITURES AND BALANCE SHEET AS OF 6/30/16

Chester Downer Fund	Ending Balance 6/30/15	Revenue 7/1/15-6/30/16	Less Expenses 7/1/15-6/30/16	Ending Fund Balance 6/30/16
Nonspendable Fund Balance	231,145.12	540.58	-	231,685.70
Restricted Fund Balance	6,125.57	1,621.73	322.10	7,425.20
TOTAL	237,270.69	2,162.30	322.10	239,110.89

REVENUE & EXPENSE REPORT	FY16	BALANCE SHEET	6/30/2016
Revenue		Assets	
Interest - Checking	3.55	Checking	40,322.29
Interest - Treasury	2,158.75	Treasury Bonds	198,788.60
Total Revenue	2,162.30	Total Assets	239,110.89
Expenses		Liabilities	-
Fees & Service Charges	-	Total Liabilities	-
Maintenance - Grounds Wage	132.00		
Maintenance Fica - Grounds	10.10	Prior Year Nonspendable Fund Bal	231,145.12
Pine Hill Cemetery	180.00	Prior Year Restricted Fund Bal	6,125.57
Total Expenses	322.10		
Net Fund Balance Change	1,840.20	Fund Bal Current Yr Nonspendable	540.58
		Fund Bal Current Yr Restricted	1,299.63
		TOTAL Fund Balance	239,110.89
		Liabilities and Fund Balance	239,110.89

Investments: US Treasury Notes as of 6/30/16

Date of Purchase	Amount	Rate of Return	Maturity	# of Yrs
7/2/2012	50,000.00	1.000%	6/30/2019	7 years
12/31/2013	45,000.00	1.500%	12/31/2018	5 years
9/15/2014	54,000.00	1.000%	9/15/2017	3 years
8/31/2015	49,788.60	1.375%	8/31/2020	5 years
TOTAL AS OF 6/30/16	198,788.60			
Purchased from Chkg on 9/30/16	32,493.70	1.125%	9/30/2021	5 years

CONSERVATION COMMISSION FUND

Conservation Expenses in Conservation Commission Restricted Fund

	Account Description	BUDGET FY15	ACTUAL FY15	BUDGET FY16	ACTUAL FY16
Conservation Commission Revenue					
1	Transfer In from General Fund	700.00	700.00	500.00	500.00
2	Revenue From Bottle Collection	-	-	-	259.40
3	Bank Interest		1.75	1.75	1.81
4	TOTAL REVENUE	700.00	701.75	501.75	761.21
Conservation Commission Expenses					
PROGRAM & OPERATING EXPENSES					
5	Green-Up Related Expenses	150.00	344.00	100.00	144.00
6	Grant Expense	100.00	19.90	100.00	2,000.00
7	Dues	50.00	50.00	50.00	-
8	Project & Trail Expenses	400.00	-	340.00	1,272.00
9	Total Program & Operating Expenses	700.00	413.90	590.00	3,416.00
10	NET REVENUE OR (EXPENSES)	-	287.85	(88.25)	(2,654.79)
11	NET CHANGE IN FUND BALANCE	-	287.85	(88.25)	(2,654.79)

Cash Balances

	As of June 30, 2015		As of June 30, 2016	
Conservation Checking		1,073.74		157.74
Conservation Money Market		2,652.25		913.46
		3,725.99		1,071.20
Accounts Receivable at end of Period		5.00		5.00
Fund Balance at end of Period		3,730.99		1,076.20

FY2017 Conservation Commission expenses appear in the the General Fund's Operating Budget. As of FY2017, Conservation Fund activity will be limited to activities for acquisition and/or monitoring conserved land and water as well as receiving donations for this purpose.

FY2016 Bottle Drive includes funds from both FY15 and FY16.

FY2016 Grant Expense - \$2000 to Nature Conservancy for Schindler property acquisition.

FY2016 Trail Expense - \$147 for trail maint. expenses, \$350 for River Park signage, \$775 for bench at River Park.

Conservation Expenses in General Fund's Operating Budget

Account Description	BUDGET FY16	ACTUAL FY16	BUDGET FY17	BUDGET FY18
GREENUP DAY EXPENSES	300	300	300	300
CONSERVATION EXPENSES		-	500	700

Sharon Recreation Department 2016 Report

Sharon Rec Committee continues to offer affordable, high quality, diversified programming of recreational activities for the youth of our town. Our primary focus will be on the sports programs currently offered including Soccer, Basketball and Baseball.

Our goals are to increase the amount of student participation, improve on the communication between the Coaches/players/Sharon Elementary School/Town of Sharon, and to provide students with a fun and safe environment to learn and improve on their skills. The Department is made up of 5 elected positions that are voted on annually. We meet on the 3rd Monday of every month at 6:30PM in Sharon Elementary School, and we encourage public participation. The Recreation Department can be reached by email at SharonRecDept@gmail.com and be sure to check us out on Facebook by liking our page <https://www.facebook.com/SharonRecDept/>

Thank You

Sharon Recreation Department

SHARON RECREATION FUND FY2018 BUDGET

	FY16 Budget	FY16 Actual	FY17 Budget	FY18 Budget	\$ Change	% Change
Revenue						
1 Revenue From Soccer	1,200.00	770.00	875.00	500.00	(375)	-43%
2 Revenue From Basketball	400.00	570.00	700.00	700.00	-	0%
3 Revenue From Baseball	2,150.00	1,347.50	1,600.00	1,600.00	-	0%
4 Misc. Revenue	-	-	-	-	-	
5 Bank Interest	15.00	27.21	15.00	15.00	-	0%
6 TOTAL REVENUE	3,765.00	2,714.71	3,190.00	2,815.00	(375)	-12%
Expenses						
7 Soccer Related Expenses	500.00	564.20	600.00	500.00	(100)	-17%
1 Basketball Related Expenses	200.00	1,583.97	600.00	700.00	100	17%
1 Baseball Related Expenses	1,650.00	2,195.42	1,600.00	2,000.00	400	25%
8 Halloween Related Expenses	165.00	259.46	150.00	-	(150)	-100%
2 Sprouty Related Expenses	650.00	630.00	650.00	700.00	50	8%
2 Grant Expense (Ice Rink)	-	-	-	-	-	
9 Summer Camp - One Planet	3,000.00	3,000.00	3,000.00	3,000.00	-	0%
3 Advertising & Subscriptions	-	-	-	130.00	130	
3 Portapotty Rental	600.00	1,040.00	700.00	700.00	-	0%
10 CCC Pond Weed Harvesting - 25%	-	-	-	900.00	900	
11 TOTAL EXPENSES	6,765.00	9,273.05	7,300.00	8,630.00	1,330	18%
12 NET REVENUE / (EXPENSES)	(3,000.00)	(6,558.34)	(4,110.00)	(5,815.00)	(1,705)	41%

Cash Balances

	As of June 30, 2016	
Petty Cash	75.00	<i>Due to the substantial fund balance remaining in the Recreation Fund at the end of FY16, the Selectboard will not be appropriating funds to Recreation from the General Fund in FY18's budget.</i>
TD Bank Checking (Closed 5/2016)	-	
Merchants Checking	<u>34,988.20</u>	
Cash Balance	35,063.20	
Accounts Payable at end of Period	<u>(72.47)</u>	
Fund Balance at end of Period	34,990.73	

James Judson Parker Memorial Fund

Report of Trustees of Public Funds
January 1, 2016 - December 31, 2016

Balance on hand as of January 1, 2016

Certificate of Deposit	41,298.42	
Check Book	<u>627.95</u>	
Total Balance on Hand		\$ 41,926.37

Receipts

CD Interest to Checking	165.90	
-------------------------	--------	--

Balance on hand as of December 31, 2016

Certificate of Deposit	41,298.42	
Check Book	<u>793.85</u>	
Total Balance on Hand		\$ 42,092.27

Ross Grindle Fund 2016 Report

This fund is a bequest left for use by Sharon residents needing assistance with payment of Gifford Hospital medical bills. The funds are accounted for and managed by the Hospital.

Please find the information for the Ross Grindle Fund below for January 2016 – December 2016.

Ross Grindle Principal	\$26,735.00
Realized Gain/Loss	\$5,862.86
Income	\$2,679.85

Katrina Lumbr
Controller
Gifford Hospital
Phone - 802-728-7751

TOWN OF SHARON BALANCE SHEET - GOVERNMENTAL FUNDS JUNE 30, 2016

	General Fund	Highway Fund	Capital Reserve Fund	Chester Downer Fund	Town Equipment Fund	FEMA/FHWA Grants Fund	Conservation Fund	Recreation Fund	Preservation Fund	Record Fund	Reappraisal Fund	Honor Roll, Steenken Lease Land & James Judson Funds		Baxter Memorial Library Fund	Grant Fund - Other	Total Governmental Funds	
ASSETS																	
Cash & Cash Equivalents	1,030,049	-	-	40,322	-	-	1,071	35,063	-	-	-	1,330	27,494	-	-	1,135,329	
Investments	-	-	-	198,789	-	-	-	-	-	-	-	-	130,104	-	-	328,893	
Property Taxes Receivable	92,295	-	-	-	-	-	-	-	-	-	-	-	-	-	-	92,295	
Accounts Receivable	-	-	9,465	-	-	-	5	-	-	-	-	-	230	-	-	9,700	
Due From Other Funds	-	104,703	147,847	-	210,836	-	-	-	18,599	46,265	-	-	-	5,596	-	533,846	
Prepaid Expenses	21,474	8,933	-	-	-	-	-	-	-	-	-	-	56	-	-	30,463	
TOTAL ASSETS	1,143,818	113,636	157,312	239,111	210,836	-	1,076	35,063	18,599	46,265	1,330	157,884	5,596	-	-	2,130,526	

LIABILITIES, DEFERRED INFLOWS OF RESOURCES & FUND EQUITY

LIABILITIES:																	
Accounts Payable	11,714	4,490	1,290	-	-	-	-	72	-	-	-	-	470	-	-	18,036	
Accrued Expenses	4,018	2,914	-	-	2,564	-	-	-	-	-	-	-	-	-	-	9,496	
Due To Other Funds	533,846	-	-	-	-	-	-	-	-	-	-	-	-	-	-	533,846	
TOTAL LIABILITIES	549,578	7,404	1,290	-	2,564	-	-	72	-	-	-	-	470	-	-	561,378	
DEFERRED INFLOWS OF RESOURCES:																	
Deferred Property Taxes	70,421	-	-	-	-	-	-	-	-	-	-	-	-	-	-	70,421	
Deferred Grant Revenue	-	-	-	-	-	-	-	-	-	-	-	-	4,186	-	-	4,186	
Taxes Collected in Advance	8,084	-	-	-	-	-	-	-	-	-	-	-	-	-	-	8,084	
TOTAL DEFERRED INFLOWS OF RESOURCES	78,505	-	-	-	-	-	-	-	-	-	-	4,186	-	-	-	82,691	

FUND BALANCES																	
Nonspendable	21,474	8,933	-	231,686	-	-	-	-	-	-	-	250	3,000	-	-	265,343	
Restricted	-	-	-	7,425	-	-	1,076	34,991	18,599	46,265	1,080	150,228	5,596	-	-	265,259	
Committed	-	-	156,022	-	208,272	-	-	-	-	-	-	-	-	-	-	364,294	
Unassigned	494,261	97,299	-	-	-	-	-	-	-	-	-	-	-	-	-	591,560	
TOTAL FUND BALANCES	515,735	106,232	156,022	239,111	208,272	-	1,076	34,991	18,599	46,265	1,330	153,228	5,596	-	-	1,486,456	
TOTAL LIABILITIES, DEFERRED INFLOWS OF RESOURCES & FUND EQUITY	1,143,818	113,636	157,312	239,111	210,836	-	1,076	35,063	18,599	46,265	1,330	157,884	5,596	-	-	2,130,526	

"Governmental funds may report five categories of fund balances... *Nonspendable* fund balance includes amounts associated with inventory, prepaid expenditures, longterm loans or notes receivable, and trust fund principal to be held in perpetuity. *Restricted* fund balance includes amounts that can be spent only for the specific purposes stipulated by constitution, external resource providers, or through enabling legislation. *Committed* fund balance includes amounts that can be used only for specific purposes determined by the Town's highest level of decision making authority, the voters, as a result of articles passed at Annual or Special Meetings. Assigned fund balance includes amounts that are intended to be used by the Town for specific purposes as authorized by the Selectboard. *Unassigned* fund balance is the residual classification for the government's General Fund and includes all spendable amounts not contained in another classification. Deficits are also considered to be unassigned. The Town's policy is to apply expenditures to fund balance in the order of restricted, committed, assigned, and unassigned unless the Selectboard specifies otherwise." *Fund Balance Descriptions are from Governmental Accounting Standards Board Statement No. 54*

TOWN OF SHARON

COMBINING STATEMENT OF REVENUES & EXPENDITURES AND CHANGES IN FUND BALANCES FOR FY2016 - OTHER GOVERNMENTAL FUNDS

	Conservation Fund	Recreation Fund	Record Preservation Fund	Reappraisal Fund	Honor Roll	James Judson Memorial Fund	Steenken Lease Land Fund	Baxter Memorial Library Fund	Grant Fund - Other	Total Governmental Funds
REVENUES										
Intergovernmental - State Contributions	-	-	-	6,681	-	-	-	-	-	6,681
Investment Income	-	-	-	-	-	-	-	4,821	-	4,821
Charge for Services	2	27	-	-	-	1	1	23,986	-	24,017
Miscellaneous	259	2,688	-	-	-	-	-	50	-	2,997
	-	-	-	-	-	-	-	-	-	-
TOTAL REVENUES	261	2,715	-	6,681	-	1	1	28,857	-	38,516
EXPENDITURES										
General Government	-	-	-	-	-	-	-	10,261	-	10,261
Culture & Recreation	3,416	9,273	-	-	-	-	-	-	-	12,689
Due To Other Funds	-	-	-	-	-	-	-	-	-	-
TOTAL EXPENDITURES	3,416	9,273	-	-	-	-	-	10,261	-	22,950
EXCESS OF REVENUES OR (EXPENDITURES)	(3,155)	(6,558)	-	6,681	-	1	1	18,596	-	15,566
OTHER FINANCING SOURCES (USES)	500	-	1,348	-	-	-	-	-	-	1,848
Transfers in (out)	-	-	-	-	-	-	-	-	-	-
NET CHANGE IN FUND BALANCES	(2,655)	(6,558)	1,348	6,681	-	1	1	18,596	-	17,414
FUND BALANCES AS OF JUNE 30, 2015	3,731	41,549	17,251	39,584	79	254	995	134,632	5,596	243,671
FUND BALANCES AS OF JUNE 30, 2016	1,076	34,991	18,599	46,265	79	255	996	153,228	5,596	261,085

OLD SCHOOL HOUSE (OSH) RENTAL PROPERTY - BALANCE SHEET AS OF JUNE 30, 2016

CASH & CASH EQUIVALENTS	39,287.75
CAPITAL IMPROVEMENTS	149,830.54
BUILDING	250,000.00
ACCUMULATED DEPRECIATION	(353,491.92)
ACCOUNTS RECEIVABLE	2,100.00
PREPAID EXPENSE	1,461.50
TOTAL ASSETS	89,187.87
SECURITY DEPOSIT	600.00
ACCOUNTS PAYABLE	40.00
TOTAL LIABILITIES	640.00
FUND BALANCE FROM PRIOR YEARS	104,127.06
FUND BALANCE CURRENT YEAR	(15,579.19)
TOTAL OSH FUND BALANCE	88,547.87
TOTAL LIABILITIES & OSH FUND BALANCE	89,187.87

OSH REVENUE & EXPENSE FOR FY16 JULY 1, 2015 - JUNE 30, 2016

RENTAL REVENUE	24,000.00
INTEREST INCOME	31.17
TOTAL REVENUE	24,031.17
INSURANCE	6,365.50
MANAGEMENT & MISC EXPENSE	206.86
REPAIRS AND MAINTENANCE	14,210.73
DEBT SERVICE - CAPITAL WATER PROJECT	2,377.41
DEPRECIATION EXPENSE	16,449.86
TOTAL EXPENSE	39,610.36
EXCESS REVENUE OR (EXPENSE)	(15,579.19)

Proprietary funds are used to account for a municipality's business-type activities.

**Report of the Collector of Delinquent Taxes
January 01, 2017**

When taxes became delinquent in February 2016 there were 77 delinquent parcels. The dollar amount owed on principal, interest and penalty was \$175,019.34 . On January 01, 2017 there were 15 delinquent parcels and the amount owed on principal, interest and penalty was \$34,642.33.

Due to Vermont law enacted during the 2012 Legislative session, the amounts owed by individual persons will not be listed. Only names and year(s) of delinquency will be listed in this report.

The individuals listed below still owe delinquent taxes as of January 1, 2017.

(Some or all of these amounts may have been paid after this date or the printing of this report.)

R16289-R Baker, Marie C – 2016
N14105-R2 Campbell, Terence L - 2016
R17340-R2 Durkee, Sandra L. & Jones, Douglas R. - 2012, 2013, 2014, 2015, 2016
S14129-L Honkala, Jon B – 2016
R07061-L Kendall, Michael & Shelley, Kendall, Michael II - 2016
R17405-L3 Nutting, Robert & Rae Marie,
DiFrancesco, Dillon Nutting, Lacy – 2016
R16272-R Petruzzelli, Rebecca – 2015, 2016
R01176-R Pinette, Tamara – 2016
R11106-L1 Robinson, Michael T & Michele – 2014, 2015
S14280-L1 Santiago, Carlos – 2013, 2014, 2015, 2016
R01060-L2 Silvia, Raymond – 2014, 2015, 2016
S14470-L9 Walz, Rhonda Yvonne - 2016
R02073-R1 Ward, Thomas F. & Eddy, Wendy J – 2014, 2015, 2016
S14200-L2 Wheeler, Clifford E – 2015, 2016
S14122-LR Wood, Marc J. & Susan
Wood, Zachary, Andrew ETAL – 2015, 2016

**Mona M. Foster
Collector of Delinquent Taxes
Sharon, Vermont**

Town of Sharon

Policy for the Collection of Delinquent Taxes

Mona M. Foster – Collector of Delinquent Taxes

Adopted – February 2008

Revised – January 2016

The purpose of this policy is to establish clear guidelines so that all delinquent taxpayers will be treated fairly and will know the process by which delinquent taxes will be collected.

*Tax bills are sent yearly to property owner(s) at least four weeks before the first payment is due. There are two payments due – one on a specified date in September and one on a specified date in February. If the date in September is missed, a 1% per month interest is added for the first three months. After three months the interest is 1.5% per month until the payment is made. After the specified February date, **Taxes are considered DELINQUENT.***

Delinquent Taxes – By state statutes, 32 VSA 4873 and 5136, interest charges begin the day following the due date at the rate of 1% per month for the first three months and 1.5% per month until taxes are paid in full. A one time 8% Penalty Fee is assessed and added to the delinquent bill.

PROCEDURES

- The delinquent tax payer(s) will receive a bill for delinquent taxes as soon as possible from the time the warrant is issued naming delinquent tax payer(s).
- The delinquent tax payer(s) is encouraged to pay the entire amount as soon as possible.
- The delinquent tax payer(s) is hereby informed that he/she/they can request an abatement hearing from the Sharon Abatement Board. Specific circumstances are necessary when asking for abatement. A letter of request must be written to the Town Clerk.

ABATEMENT REASONS

Those who have died insolvent
Those who have moved from the state
Those who are unable to pay
Manifest error or mistake of the Listors
Where property is lost or destroyed

- The delinquent tax payer(s) will receive monthly bills showing the amount due with monthly interest added.
- Partial payments will be accepted. The delinquent tax payer(s) is encouraged to make regular monthly payments to the Collector of Delinquent Taxes.
- If taxes become delinquent for a **second year**, delinquent taxes should be paid by **June 1st** of that second year. If unpaid by **June 1st**, parcels are subject to Tax Sale proceedings.
- **TAX SALE** –The taxpayer must deal directly with the lawyer running the sale. Matters are out of the hands of ALL town office officials at this point.

TOWN CLERK REPORT

DMV Registration

This office still offers motor vehicle registration renewal services, however you may also do this online at <http://dmv.vt.us>. Be sure to print your receipt which is your proof of renewal until you receive your renewal in the mail.

Dog License Information

All dogs and wolf-hybrids six months of age or older must be licensed annually on or before April 1st. Check with your veterinarian to be sure that your dog is up to date with rabies shot. You must bring a copy of the rabies certificate and proof of neutering or spaying when licensing your dog(s). Tags are available in mid-January. Dogs can be licensed at the Town Clerk's office, Monday thru Thursday from 6:45 AM- 3:30 PM OR BY MAIL.

The current vaccination laws are as follows:

1. A dog or wolf-hybrid of less than one year of age must be vaccinated.
2. A dog or wolf-hybrid of one or more years but less than two years old must have been vaccinated within the preceding 12 months; and
3. A dog or wolf-hybrid of two or more years must have been vaccinated within the preceding 24 months.
4. An owner of a domestic pet (cat, dog, ferret) or wolf-hybrid shall have that animal inoculated against rabies by a licensed veterinarian.

The dog license fees paid on or before April 1st are as follows:

1. Neutered Male/Female is \$9.00
2. Unneutered Male/Female is \$13.00
3. Breeding License is \$30.00 for the 1st 10 dogs or wolf-hybrids and \$3.00 for each additional dog or wolf-hybrid.
4. Kennel Permit is \$10.00

The dog license fees paid after April 1st are as follows:

1. Neutered Male/Female is \$11.00
2. Unneutered Male/Female is \$17.00
3. Breeding License is \$45.00 for the first ten dogs or wolf-hybrids and \$4.50 for each additional dog or wolf-hybrid.

According to Vermont law Title 20 V.S.A. 3590, the Municipal Clerk shall furnish to the Selectmen after May 30th, a list of dogs and wolf-hybrids not licensed or inoculated as required by law. Unlicensed or uninoculated dogs or wolf-hybrids may be destroyed. Copies of the Vermont State Laws and the Sharon Dog Ordinance are available in the Town Clerk's Office.

Debra St. Peter, Town Clerk

RABIES CLINIC & DOG LICENSING

SATURDAY, MARCH 25, 2017

AT THE SHARON FIREHOUSE

DOGS: 11:30 – 12:15 P.M.



CATS: 12:15 – 12:30 P.M.

\$10.00/RABIES VACINATION FEE

PETS MUST BE LEFT IN THE VEHICLE

DOG LICENSE FEES

Neutered Dog or Wolf Hybrid - \$9.00

Unneutered Dog or Wolf Hybrid - \$13.00

After April 1st

Neutered Dog or Wolf Hybrid - \$11.00

Unneutered Dog or Wolf Hybrid - \$17.00

Spay/neuter certificates and rabies certificates, issued by a licensed veterinarian must be filed at time of licensing.

**Dogs can be licensed at the Town Clerk's office Monday – Thursday
6:45 am – 3:30 pm**

**DOGS MUST BE LICENSED ANNUALLY ON OR BEFORE
APRIL 1ST**

**VITAL STATISTICS
TOWN OF SHARON
Debra St. Peter, Town Clerk**

MARRIAGES REPORTED TO THE TOWN CLERK

GROOM	RESIDENCE	BRIDE	RESIDENCE	DATE	PLACE
Samuel James Kendall	Sharon	Brianna Jane Bergeron	Sharon	05/21/2016	White River
Sean Michael Perron	Sharon	Racheal Ann Parrott	Sharon	05/29/2016	Chelsea
Andrew William Brackett	Sharon	Chantelle Renee Blake	Sharon	06/18/2016	Sharon
Arjun Shiv Tasker	Weston, MA	Ingrid M Rossvall Weiss	Washington, DC	06/25/2016	Woodstock
Rolando Encomio Berida III	Elmhurst, NY	Ann Marie Halnon	Sharon	07/29/2016	Woodstock
Troy Allen Duprey	Sharon	Alexandria Rebecca Pierce	Sharon	07/23/2016	Hartland
Casey Scott Grigsby	Sharon	Amanda Lynn Covey	Sharon	08/06/2016	Hardwick
Alexander Chris Hoepker	Oakland, CA	Meredith Alberta Palmer	Oakland, CA	08/13/2016	Royalton
Chad Michael Ingerick	San Francisco, CA	Samantha Burnham	Sharon	09/04/2016	Warren
Kyle R Moses	Sharon	Crystal J Pearson	Sharon	09/24/2016	Sharon
Richard Levi Gobeille	Sharon	Rebecca Alline Hilton	Canaan, NH	09/24/2016	Sharon
Dennis Burton Backus	Sharon	Doris Jean Howe	Sharon	09/30/2016	Sharon
Jason Vincent Steele	Sharon	Erika Spath	Sharon	10/15/2016	Sharon
Matthew Jean Lecuyer	Sharon	Erin Elizabeth Crowley	Sharon	12/18/2016	Norwich

BIRTHS REPORTED TO THE TOWN CLERK (Births occurring in NH are not automatically reported to the Town of Sharon)

NAME	SEX	DATE OF BIRTH	PLACE	MOTHER'S NAME	FATHER'S NAME
None Reported					

DEATHS REPORTED TO THE TOWN CLERK

NAME	SEX	AGE	DATE OF DEATH	PLACE OF DEATH	PLACE OF BURIAL
Verna G Newton	F	80	Jan. 5, 2016	Sharon	
Sara LaRue Lambert	F	106	Feb. 14, 2016	Sharon	
Orcelia M Safford	F	96	June 19, 2016	Hartford, VT	
Alison Howard Tracy F	F	64	August 6, 2016	Sharon	Pine Hill Cemetery, Sharon

DEATHS REPORTED TO THE TOWN CLERK (CONT'D)

NAME	SEX	AGE	DATE OF DEATH	PLACE OF DEATH	PLACE OF BURIAL
Frank W Johnson Jr	M	85	Sept. 2, 2016	Sharon	Pine Hill Cemetery, Sharon
Peter Conrad Ventura	M	89	Aug. 31, 2016	Sharon	
Elaine P Tracy	F	87	Sept. 16, 2016	White River Jct., VT	
Marilyn C Trottier	F	71	Sept. 2016	Sharon	

BURIALS REPORTED TO THE TOWN CLERK

NAME	SEX	AGE	DATE OF DEATH	PLACE OF DEATH	PLACE OF BURIAL
Robert A Raymond Jr	M	68	April 10, 2016	Lebanon, NH	Pine Hill Cemetery, Sharon
Raymond F Burbee	M	89	July 11, 2016	Hartford, VT	Pine Hill Cemetery, Sharon
Leslie A Dyer	M	65	Aug 5, 2016	So Royalton, VT	Pine Hill Cemetery, Sharon
Elizabeth Ward	F			Tennessee	Pine Hill Cemetery, Sharon
Frank W Johnson Jr	M	85	Sept. 2, 2016	Sharon	Pine Hill Cemetery, Sharon
Lois Charlotte Turner	F	64	Oct. 9, 2016	Bradford, VT	Pine Hill Cemetery, Sharon

These vital statistics represent marriages, births, deaths and burials recorded in the Sharon Town Office.

Certificates filed elsewhere are not automatically forwarded to the Town Office.

If you would like those statistics to be included in this report, please arrange for copies of the records to be sent.

If you would prefer not to have your vital statistics listed in the Town Report due to privacy concerns or for any other reason, please

notify the Town Clerk's Office.

12/31/2016

Listers' Report For 2017

Again, the Listers would like to thank all property owners for your continued cooperation in maintaining the Grand List. Without your support, it would be impossible to complete this task equitably. The Common Level of Appraisal (CLA) for the FY 2018 Education Grand List will be 103.55% down from 106.15 for FY2017. This means there will be an adjustment to the State Education Tax Rate as set by the Legislature. The Coefficient of Dispersion (COD) of 14.51% still reflects a relatively good level of equity across taxpayers' assessments.

REAL ESTATE MARKET: As one can see from the attached sales report, the Sharon Real Estate Market has been much more active than in recent years. Unlike 2013, the sales were more representative of the typical housing inventory of Sharon. With the limited sales, it still makes it very difficult to establish any trends except to say the market is still relatively level. Only two new housing units were constructed or under construction for the period April 1, 2015 to March 31, 2016.

CURRENT USE: There are now 123 parcels consisting of 14,718.10 acres (or 64.16 of the total acreage of Sharon) enrolled in the Use Value Appraisal Program. Homestead property owners had their taxes reduced by \$80,843. Nonresidential property owners had their taxes reduced by \$215,288. (**Note:** Several of the nonresidential parcels are owned by Sharon Residents but are not contiguous to their Homestead parcels.) Anyone with more than 25 acres of forest land is eligible to enroll in the program. Interested individuals should contact a forester for more information.

HOMESTEAD DECLARATIONS: **Everyone who is a residential home-owner in Sharon must file a Homestead Declaration in 2017.** Please file by the **dead-line of April 15** to avoid penalties and the confusion of corrected Tax Bills. In addition, please use the correct SPAN number for the homestead property. **If you are unsure of the SPAN or need help filing the declaration, contact the Listers' office for assistance.** Even if you file for an extension for submitting your income taxes, the extension does not apply to the Homestead Declaration; however, you can still file the **property tax adjustment** form after April 15 without incurring the severe penalty. **Late penalties for FY2017 were \$969.57.**

INCOME SENSITIVITY FOR PROPERTY TAXES: If your household income is less than \$141,000, you may be eligible for a Property Tax Adjustment. It is especially important if you happen to have a limited income in 2016.

VETERANS EXEMPTION: For veterans who have a VA disability of 50% or greater, you can file through the State of Vermont for a \$40,000 reduction in your assessed value of your homestead for taxation purposes.

If you have any questions about your property assessment, please feel free to call the Sharon Listers' Office (763-8268 ext 2)

Listers for the Town of Sharon: Helen Barrett, Galen E Mudgett Jr., and Ken Wright

TOWN OF SHARON GRAND LIST AS OF 12/31/2016

REAL ESTATE Category/Code	CODE	PARCEL COUNT	MUNICIPAL LISTED VALUE	HOMESTEAD ED LISTED VALUE	NON-RES ED LISTED VALUE	EDUCATION LISTED VALUE
Residential I	R1	243	46,520,700	35,432,600	11,088,100	46,520,700
Residential II	R2	266	83,253,900	55,390,900	27,863,000	83,253,900
Mobile Homes-U	MHU	20	549,900	268,600	281,300	549,900
Mobile Homes-L	MHL	33	2,829,800	1,275,200	1,554,600	2,829,800
Seasonal I	S1	6	277,300	0	277,300	277,300
Seasonal II	S2	26	5,073,800	122,100	4,951,700	5,073,800
Commercial	C	21	5,124,400	0	5,124,400	5,124,400
Commercial Apts	CA	2	560,100	0	560,100	560,100
Industrial	I	0	0	0	0	0
Utilities-E	UE	3	7,622,300	0	7,622,300	7,622,300
Utilities-O	UO	2	304,300	0	304,300	304,300
Farm	F	1	337,500	323,900	13,600	337,500
Other	O	21	7,006,500	1,105,200	5,901,300	7,006,500
Woodland	W	48	7,517,300	118,200	7,399,100	7,517,300
Miscellaneous	M	70	4,571,600	159,800	4,411,800	4,571,600
TOTAL LISTED REAL		762	171,549,400	94,196,500	77,352,900	171,549,400
EXEMPTIONS						
Veterans 10K		3	30,000	30,000	0	30,000
Veterans >10K			90,000		0	0
TOTAL VETERANS		3	120,000	30,000	0	30,000
CURRENT USE		123	13,940,386	3,805,823	10,134,553	13,940,386
SPECIAL EXEMPTIONS		1	0	0	3,973,700	3,973,700
TOTAL EXEMPTIONS			14,060,386	3,835,833	14,108,253	17,944,086
TOTAL MUNICIPAL GRAND LIST			1,574,890.14			
TOTAL EDUCATION GRAND LIST				903,606.67	632,446.47	1,536,053.14
# OF HOMESTEADS DECLARED		415				
ACRES		22,939.65				
TOTAL LAND VALUE		79,632,000				
TOTAL BUILDING VALUE		91,917,400				
TOTAL REAL VALUE			171,549,400			

2016 REAL ESTATE SALES IN SHARON						
DATE	BUYER	SELLER	LOCATION	DESCRIPTION	SALE PRICE	
12/22/2015	OCONE FAMILY TRUST	CUMMINGS, SHIRLEY G	CUMMINGS RD	11.6 ACRES	100,000	
2/23/2016	NEW VISTA FOUNDATION	MCINTYRE, SUSAN E TRUST	159 TOWN FARM RD	CAPE, A.GARAGE, D.SHEDS & 15 ACRES	325,000	
2/29/2016	OLIVIER, CHRISTOPHER O	AREGO, MARY ELIZABETH	412 HARLOW RD	CONTEMPORARY 1S, D.SHED & 3 ACRES	270,000	
3/8/2016	DOWN RIVER INVESTMENTS LLC	DAVIS, NORMAN E ESTATE	2911 VT RT 14	SHOP BLDG, D.SHED & 19.4 ACRES	19,000	
3/11/2016	PRINGLE, ERIL & MICHELLE	CARPENTER, DENIS J & BRENDA L	CARPENTER RD	74 ACRES	100,000	
4/11/2016	ROSEQUEST, CHRISTOPHER B & RYAN	COLLINS, HERSHEL D JR	1513 FAY BROOK RD	CONTEMPORARY 2S & 6 ACRE	138,000	
4/13/2016	GRAY, WILLIAM K	ABBATI, GLORIA J	2752 FAY BROOK RD	LOG HOME 1S, A.GARAGE & 25.4 ACRES	165,000	
4/28/2016	MAVERICK FARM	HOTTENSTEIN, SUE H REVOCABLE LVG TRUST	LEONARD RD	38.58 ACRES	106,095	
5/9/2016	HOYT, HOWARD F III	SWANSON, PATIA A	165 SWANSON RD	RANCH, A.GARAGE, D.SHEDS & 12.6 ACRES	150,000	
5/16/2016	CHRISTOFFERS, BRETT Y & AMY B	MAHEU, STEPHANIE ANNE	113 DAY RD	8.4 ACRES	24,000	
5/18/2016	PATON, ROBERT W & MELISSA J	WITHINGTON, LORRAINE M	3649 VT RT 14	RANCH (DW), D.GARAGE, D.SHED & 8 ACRES	100,000	
5/31/2016	CURRAN, ELIZABETH A	RHODIN, VICTORIA	580 MOORE RD	CAPE, A.GARAGE & 1.05 ACRES	242,050	
6/15/2016	DAVIS, STEVEN A	JOHNSON, EVELYN I	272 VT RT 14	SINGLE WIDE, D.GARAGE & .25 ACRE	20,000	
6/17/2016	HENNE, RACHAELA	HOTTENSTEIN, SUE H REVOCABLE LVG TRUST	228 LEONARD RD	CAPE, A.GARAGE & 23.78 ACRES	350,000	
7/8/2016	NEWVISTAS FOUNDATION	FISK, CHARLOTTE E	2026 FAY BROOK RD	CAPE, A.GARAGE, BARN & 4 ACRES	222,000	
7/12/2016	QUIMBY-SEYMOUR LLC	PETTENGILL, HELEN KEANY REVOCABLE TRUST	CAMP RD	136.4 ACRES	169,500	
7/20/2016	ROSE, DANIEL & ANNA	DAVIS, CHARLES C	619 EASTMAN RD	RANCH, D.GARAGE & 7.1 ACRES	215,000	
7/28/2016	SHEKINAH, MELISSA E	VT INDEPENDENT SCHOOL OF THE ARTS	5144 VT RT 14	COLONIAL & .5 ACRE	290,700	
7/28/2016	HIGH HORSES THERAPEUTIC RIDING PROGRAAM	ROGERS, BARBARA LYNNIE TRUST	138 HORSE FRM RD	COLONIAL, 2 HORSE STABLES, ARENA & 38 A	800,000	
8/31/2016	STUCKER, HEIDI ANN & WILLIAM RHYS	WHITE, RICHARD R & CAROL A	2095 VT RT 14	DOUBLE WIDE & 1.6 ACRE	91,000	
9/14/2016	VERMONT RIVER CONSERVANCY INC	RIKERT, WILLIAM B H & JEANNE L	1460 RIVER RD	10.10 ACRES	65,000	
9/22/2016	GELINAS, JAMES M	DAVIS, STEVEN A	272 VT RT 14	SINGLE WIDE, D.GARAGE & .25 ACRE	22,485	
10/13/2016	NEWVISTAS FOUNDATION	NUTTING, ROBERT D & RAE M	208 BLAKE HILL RD	66.2 ACRES	120,000	
10/28/2016	BROWN, KIMBERLY M	MACKINNON, WILLIAM J	1180 BEAVER MEADOW RD	CONTEMPORARY, D.GARAGE & 2 ACRES	96,000	
11/14/2016	MCGNALL, GLENN & KAREN	MALEPINSKI, DAVID & FELICIA	52 ROBINSON HOLLOW	RAISED RANCH, D.GARAGE & 4.4 ACRES	269,500	
11/21/2016	MCDONNELL, KYLIE & HOLLSTEIN, CALEB	PEARSON, CRYSTAL J	645 LEONS LANE	LOG HOME 1S, D.GARAGE & 4 ACRES	180,000	
11/23/2016	MCCLAY, LAURA L & RODERICK N	VENTURA, PETER ESTATE	358 EASTMAN RD	RAISED RANCH & 4.93 ACRES	170,000	
11/28/2016	BROWN, MATHEW D & ARIELLE	FULL HOUSE HOLDINGS LLC	765 BAXTER MT RD	CAPE & 4.64 ACRES	221,750	
12/8/2016	COATES, THOMAS J & JULIE A	TRUDO, DOUGLAS P	65 MOUNTAIN AVE	RANCH, SW (1972)(1973) D.GARAGE & 5.2 A	80,000	

Sharon Conservation Commission Town Report for 2016

Every year the Sharon Conservation Commission plans and hosts the Green-Up Day community celebration (see Green-Up Report). This annual event has become a remarkable community celebration.

Other responsibilities of the commission in 2016 included:

- Clarifying access to the town forest; “The Ministers Lot“.
- Maintaining the Sharon Town River Access site north of town on Rt. 14. We installed a sign marking the site.
- Maintaining various plantings on the Elementary School property. This year we had a Saturday workday pruning and cleaning up the school grounds along the interstate fence. There are at least two maple trees in front of the school that should be taken down and replaced. We expect to replace these next year.
- Maintaining the Rikert Veteran’s Memorial site trail,
- Monitoring existing conservation easements in town.
- Maintaining the elm trees planted along Route 14 in the center of town. We have been designated a test plot for the National Elm institute.
- To continue to look for opportunities to protect the large blocks of forest habitat and river corridor projects in Sharon.

This year we also

- Installed a bench in memory of Bob Nutting at the River Access site.
- Worked with the Nature Conservancy on the “White River Ledges” project. We provided some financial support to this project from the town conservation fund.

This year we did not make additional progress on developing the X-country trail network in Downer Forest. We have maintained the current network, and worked with the ANR to get an accurate map of the trails available on line and at the town offices. We do have approval to develop trails on the annex block and hope to begin work on the first of these in 2017. Our hope is that these trails are used!

We look forward to another successful Green – Up Day on Saturday May 6, 2017 and welcome all who wishes to participate. Conservation Commission meetings are at Town Hall at 7:00 pm on the 2nd Monday of each month.

Thank you,
Sharon Conservation Commission

Karen Hewett, Margaret Raymond, Rueben Sotak,
Fritz Weiss, Mike Zwickelmaier, Peter Lowes (Green-Up Coordinator)

Sharon Green Up Report 2016

Saturday May 7, 2016 was a beautiful day! This year our Green Up theme was “Green up your carbon footprint.” I would estimate we had at least 200 volunteers from the Town of Sharon. The Sharon Elementary School, The Sharon Academy, Hartford High School, The Girl Scouts, The Sharon Energy Committee, and The Vermont Law School joined in the annual community effort to clean up the roads and riverbanks in Sharon. We walked our roads and, in some cases, climbed down over our banks and picked up all the litter. We should be proud! We did that and then we sorted all that “stuff” with discretion so that only 1940 pounds actually went to the Lebanon landfill (thank you road crew!). An additional 500 pounds were recycled at the Hartford Transfer Station down in WRJ, and we netted \$69 in redeemable cans and bottles.

At least 2 tons of scrap metal were collected, along with thousands of pounds of electronics and many many tires. Troop 40699 welcomed all the volunteers, and even fed those working at the garage taking in all those tires, scrap metal and trash with cookies and sandwiches.

We gave The Sharon School money to support a school-wide pizza party in thanks for their contributions and support. Books related to the theme were donated to the school library.

After it was all over, those with a bit more energy after 8 hours of work gathered at the Seven Stars for refreshments and a potluck dinner. We enjoyed Bob Totz and his “OUT ON THE LIMB” Band. Youth won out on the dance floor! As they say, “if you have to work, make it fun and enjoy doing it!”

Thank you to all who took the time to make Sharon the truly wonderful town it is. Now for Saturday May 6th 2017. See you there!

Peter Lowes
Green-Up Coordinator

Photo courtesy Fritz Weiss



Sharon Energy Committee Report 2016

The Sharon Energy Committee, made official by the Select Board in January of 2006, provides information, resources and support about cost effective and efficient energy use for the town and its residents. The Energy Committee welcomes new members as well as residents' ideas and participation. Meeting times are varied, but are posted through the Selectboard Assistant.

In 2016, the Energy Committee:

- Provided a free hot breakfast prior to Town Meeting, as a chance for residents to visit with one another and get “energized in democracy.”
- Applied for participation in Vital Communities’ “Weatherize Upper Valley” project.
- Participated in the Old Home Day parade with bicycles and an electric vehicle to promote alternative forms of transportation.
- Commented on solar proposal on Route 132.
- Met with Stagecoach transportation representatives regarding the I-89 bus service.
- Held a Seed Swap at Baxter Library.
- Met with the Energy Policy Advisor for Bernie Sanders to discuss local, state, and federal energy issues.

Current Energy Commission members are Nicole Antal, Michael Barsanti, Dee Gish, Ryan Haac, Jack Jones and Margaret Raymond.

With the effects of climate change becoming more evident in our communities, Energy Committees across Vermont can play a vital role in helping their communities save energy and reduce the green house gas emissions that are contributing to global warming. We need your help. Please consider volunteering and supporting your Energy Committee. A big-time commitment is not required – every bit helps. Contact Dee Gish at deegish@gmail.com for more information.



Planning Commission 2016 Annual Report

Last year the Planning Commission's major accomplishment was completion, approval, and adoption of a newly revised Town Plan. Two Rivers Ottauquechee Regional Planning Commission worked with us on the Plan revisions. Because Sharon has no zoning, the Town Plan is an important document for recording the community's "vision" for the town. This year the Planning Commission continues work to further revise the Town Plan so as to better address large-scale development pressures, whether posed by New Vistas or other entities.

In addition to work on the Town Plan, the Planning Commission reviewed and approved the following subdivisions:

1. Hottenstein, Sue: 228 Leonard Road (via Pomfret) - R04715L into 2 lots;
2. Colombo, Paul & Michaela: 410 Leon's Lane - R36835R into 2 lots;
3. Oehry, Isa: 1739 Fay Brook Road - R17163L into 2 lots
4. Schindler, Mark: 1277 Kenyon Hill Road (via Pomfret) - S14930 into 2 lots

Early in 2016, Jon Binhammer of the VT Chapter of The Nature Conservancy ("TNC") spoke to us about the TNC's intent to purchase approximately 475 acres from Mark Schindler, whose family has owned land on the west side of the White River for many years. Outright purchase of the acreage will help assure conservation of an estimated 5 miles of White River shoreline. The parcel to be purchased also provides a link to other conserved lands and provides habitat for 28 species of rare plant and animal species. TNC's objective is to raise \$800,000 to finance the purchase and to create an endowment for future property taxes. Sharon Conservation Commission has agreed to donate \$2,000 towards the purchase from its Conservation Fund. A series of subdivision approvals is needed to enable this conservation effort to move forward.

The Planning Commission again had informational meetings with landowners contemplating subdivisions and annexations. A technical correction was made to the Subdivision Regulations to clarify language concerning subdivisions versus annexations.

Like many other Vermont communities, Sharon has recently seen multiple proposals for large-scale photovoltaic installations. While the Planning Commission is supportive of efforts to increase our production of energy from renewable sources, and while the Town Plan expressly favors renewable energy, the Commission does feel that towns should have a role in helping decide where these facilities are sited and how their visual impacts should be mitigated. Toward that end the Planning Commission and Selectboard intervened in May 2016 in Public Service Board review of a proposed 500 kW group net-metered solar array at 2232 VT Rte. 132 in defense of Town Plan provisions concerning protection of the Day Farms Historic District, scenic areas, and siting of solar facilities. The Planning Commission and Selectboard continue to monitor the proceedings and hope for a decision favorable to the Town in 2017.

We welcome members of the community to our meetings which are held on the second Tuesday of each month. We also welcome community members who may be interested in serving on the Planning Commission, as there are vacancies. **Submitted by:** Planning Commissioners Peter Anderson, Paul Kristensen, Sue Sellev, Ira Clark, and Kevin Gish.

Sharon, Vermont

Community Reports

for the Fiscal Year ending June 30,
2016

www.sharonvt.net

Baxter Memorial Library

P.O. Box 87, 5114 Rte. 14, Sharon, VT 05065

802-763-2875

www.sharonvtlib.com

Library Hours: Tuesday, Thursday, Friday, 2-6 p.m.; Saturday, 10-noon

Baxter Memorial Library is proud to be a vital part of the Sharon community. The Library welcomes all to stop by our beautiful, brick home to use our computers, take part in programs for children and adults and, of course, borrow books, eBooks, DVDs and museum and park passes. The 2015-16 fiscal year was an eventful one for the Library. We bid goodbye to Library Director Nicole Antal in December and welcomed new Director Kayleigh Rodig in February. Story teller Jools Skeet assisted our Director with children's programs from August to January; in March, Trustees Greg Simack and Margaret Raymond finished their terms and we welcomed new Trustees Kaitlin Reid and Ellamarie Russo-DeMara.

We deeply appreciate the work done by the staff and former Trustees to support the Library, as well as the support of the Selectboard and Sharon taxpayers. Finally, we couldn't do it all without our large number of dedicated volunteers, who open the Library on Saturdays, keep our gardens beautiful, bake for our pie and cookie sales, divide and pot for our plant sale, and sort over a thousand books for our annual book sale. Their donations of hours, goods and services are too numerous to count. Thank you!

Here are some highlights from 2015-16:

Statistics: Library visits: 3,732 Circulation: 2,655 Programs: 110

- Regular story hours for Sharon Elementary and Preschool students to introduce them to the Library
- Summer reading program for children; weekly Lego Club
- Basement clean-up day, including removal of old food and appliances from the Library's past role as Air Raid Shelter
- Successful December Cookie Walk and June Plant, Book and Pie Sale
- Updated Town/Library Letter of Agreement; drafted and approved new Library Bylaws, Mission Statement and Policies
- Continued to offer free meeting space for community groups

We look forward to continuing to serve the Sharon community in 2016-17. With a new Director and much administrative housekeeping finished, we are excited to begin a strategic planning process for the Library's future. We will look at programs, hours, capital needs and more. Please let us know your wishes for Baxter's future!

Drop by the Library for a visit! If you cannot, you can use our web site to search our collection and also to download eBooks through ListenUp Vermont.

Sincerely, Baxter Library Trustees: Katherine Roe, Chair, Sue Sellev, Secretary, Deborah Hopkins, Treasurer, Kaitlin Reid and Ellamarie Russo-DeMara

BAXTER MEMORIAL LIBRARY BUDGET FY2018

Account Description	BUDGET FY16	FY16 ACTUAL	BUDGET FY17	BUDGET FY18	\$ Change	% Change
Revenue						
1 Transfer In from General Fund	-		16,800	16,968	168	1.0%
2 Revenue: Dividends, Fund Raising & Donations	6,430		-		-	
3 Donations	-	538	600	600	-	0.0%
4 Dividends & Stock Sale Proceeds		5,174	5,000	5,000	-	0.0%
5 Fundraising	-	2,520	2,500	2,500	-	0.0%
6 Grant Revenue	-	869	3,000	5,000	2,000	66.7%
7 Gifts In Kind to Library	-	945	900		(900)	-100.0%
8 Bank Interest	4	13	5	12	7	140.0%
9 TOTAL REVENUE	6,434	10,059	28,805	30,080	1,275	4.4%
Expenses						
PROGRAM & OPERATING EXPENSES						
10 Librarian Wage	-	1,000	17,970	19,094	1,124	6.3%
11 FICA	-	77	1,385	1,461	76	5.5%
12 Librarian Retirement	-	-	-	1,050	1,050	
13 Library Supplies	360	386	500	500	-	0.0%
14 Adult Books, DVD, Audio	1,260	1,920	1,500	1,250	(250)	-16.7%
15 Downloadable Audio Books	375	234	450	400	(50)	-11.1%
16 Programs	600	150	750	1,500	750	100.0%
17 Children Books, DVD, Audio	850	1,065	850	1,100	250	29.4%
18 Library World Cataloging Expenses	425	475	425	500	75	17.6%
19 Postage re Interlibrary Lending	266	120	300	350	50	16.7%
20 PO Box Rental	84	88	88	90	2	2.3%
21 Computer/Router Expense	164	-	164	-	(164)	-100.0%
22 Public Internet	720	616	850	720	(130)	-15.3%
23 Telephone	480	727	480	750	270	56.3%
24 Fund Raising Expenses	50	50	250	175	(75)	-30.0%
25 Cleaning Expenses	-	30	-	-	-	
26 Mileage	250	-	250	200	(50)	-20.0%
27 Education	250	123	250	250	-	0.0%
28 Dues, Fees, Subscriptions, & Misc Exp	50	194	150	150	-	0.0%
29 Furniture/Equipment Expense	250	1,170	1,275	1,275	-	0.0%
30 Website Fee	-	18	18	18	-	0.0%
31 Grant Expense	-	869	-	-	-	
32 Gifts In Kind Value	-	945	900	-	(900)	-100.0%
33 Total Program & Operating Expenses	6,434	10,257	28,805	30,833	2,028	7.0%
34 NET REVENUE (EXPENSES)	-	(198)	-	(753)	(753)	

COMBINED BALANCE SHEET FOR BAXTER MEMORIAL LIBRARY - OPERATING AND INVESTMENT FUNDS

ASSETS	As of June 30, 2016	CHANGE IN INVESTMENTS
TOTAL CASH AND CASH EQUIVALENTS	27,494	STOCK VALUE 6/30/15 111,541
STOCK VALUE 6/30/16	130,104	STOCK VALUE 6/30/16 130,104
ACCOUNTS RECEIVABLE	230	CHANGE IN VALUE 18,563
PREPAID EXPENSES	56	
TOTAL ASSETS	157,884	
LIABILITIES		
ACCOUNTS PAYABLE	470	
DEFERRED REVENUE	4,186	
TOTAL LIABILITIES	4,656	
NON-SPENDABLE FUND BALANCE	3,000	
RESTRICTED FUND BALANCE (Restricted to Library Use)	150,228	
TOTAL FUND BALANCE	153,228	
TOTAL LIABILITIES & FUND BALANCE	157,884	

Capstone Community Action Fall 2016 Report to the Citizens of Sharon

Since 1965, Capstone Community Action (formerly known as Central Vermont Community Action Council) has served low-income residents of Lamoille, Orange, and Washington Counties and nine communities in Windsor, Addison, and Rutland Counties. This year Capstone Community Action served 15,064 people in 8,931 Vermont households through Head Start and Early Head Start, business development, financial education, food shelves and nutrition resources, housing counseling, tax preparation, teen parent education, emergency heating assistance, home weatherization, workforce training, healthcare navigation, and more.

Programs and services accessed by 27 Sharon households representing 40 individuals this past year included:

- 3 individuals in 2 households accessed nutritious meals and/or meal equivalents at the food shelf. 10 households with 20 family members were able to keep heating their homes;
- 4 individuals in 2 households worked with housing counselors to find and retain affordable, safe, secure housing. 1 homeless individual with 2 homeless family members worked with housing counselors to find and retain affordable, safe, secure housing.
- 2 households received emergency furnace repairs and 1 household furnace was replaced at no charge, making them warmer and more energy efficient for residents.
- 1 person found and maintained reliable transportation with support from the Capstone Transportation Project. 1 entrepreneur received counseling and technical assistance on starting or growing a business.
- 6 residents had their taxes prepared at no charge by Capstone's IRS certified volunteers ensuring them all the refunds and credits they were due. 3 people received information and assistance for signing up for Vermont Health Connect.

Capstone thanks the residents of Sharon for their generous support this past year in the amount of \$300! Capstone requests \$300 in continued funding for FY18.

**Report of Services to Sharon
FY16**

Central Vermont Council on Aging is a private, nonprofit organization that is dedicated to the mission of supporting elders and family caregivers in leading self-determined, healthy, interdependent, meaningful and dignified lives in their homes and communities. For more than 40 years, CVCOA has assisted older Vermonters aged 60 and up to remain independent for as long as possible. We connect the elders in our communities to the network of benefit programs and services that they need to thrive. *All services are made available to our clients at no charge without regard to health, income or resources.* Some of the options we make available include:

- **Senior Help Line - (800) 642-5119** - has the answers to hundreds of common questions from elders, families and caregivers.
- Information & Assistance staff counsel elders and families on the many available benefit programs and services, such as 3SquaresVT, seasonal fuel assistance, and more.
- Case Managers work with clients in their homes to assess needs and develop, implement and coordinate individualized long-term care plans.
- Nutrition Services oversees the menus for home-delivered and community meals and provides the largest source of funding for the 14 meal sites that prepare and deliver these meals.
- State Health Insurance Program (SHIP) provides personalized Medicare counseling, group training, and enrollment assistance for Medicare Part D plans.
- Family Caregiver Support promotes the well-being of the family members who help to make it possible for seniors to remain in their home.

During the last year, Central Vermont Council on Aging provided one or more of the above services to 38 Sharon residents. Case Manager Karen Eddy is designated to work directly with the seniors in Sharon. **CVCOA devoted a total of 520 hours of service to Sharon seniors.** CVCOA extends its gratitude to the residents of Sharon for their ongoing commitment to the health, independence, and dignity of those who have contributed to making the Central Vermont communities what they are today.

CVCOA respectfully requests support from the Town of Sharon for FY18 in the amount of \$750 (increase of \$150.00 over FY17).



CLARA MARTIN CENTER

Clara Martin Center is your local community mental health agency, providing behavioral health and substance abuse services to the greater Orange and Windsor Counties for the last 50 years. Clara Martin Center provides a multitude of services, including individual, couples, and group therapy in addition to services for co-occurring mental health and substance abuse. We also offer psychiatric consultations and evaluations and medication management services. Services are confidential and include:

- Outpatient Counseling
- Psychiatric Services
- Short-term crisis intervention
- School and Home-based services
- Education for families
- Community resource assistance
- Hospital Diversion
- Walk-in Clinic
- Vocational Services
- Alcohol and other drug treatment
- Respite Care
- 24-hour emergency system

Recent events in our communities have spotlighted opiate use. Clara Martin Center is at the forefront of providing help to those dealing with this problem. You can get help through our Substance Abuse programming by simply walking through our doors at **11 North Main Street, Randolph**, or calling 728-4466 or our 24-hour emergency service 800-639-6360. Prevention programming for at-risk teens through Clara Martin Center’s TAY (Transition Age Youth) puts clinicians out on the street to engage and connect with youth in order to intervene and/or treat substance abuse and mental health issues that impact their ability to thrive in the world.

FY16 TOTAL SERVED AT CMC		TOTAL SERVED Town of Sharon	
Children & Family Services	634	Children & Family Services	6
School Services	107	School Services	1
JOBS	158	JOBS	
Adult Services	657	Adult Services	9
CSP Services	180	CSP Services	1
Supportive & Transitional Housing	44	Supportive & Transitional Housing	
Substance Abuse Services	637	Substance Abuse Services	5
Corrections Services	91	Corrections Services	6
Emergency Contacts/Walk-in Clinic	470	Emergency Contacts/Walk-in Clinic	4
Access	1231	Access	16
Total Served - unduplicated	3220	Total seen:	35
CVSAS	752	CVSAS	1

On behalf of the Clara Martin Center, we would like to request that the amount of \$2119 be placed on the warning for Town Meeting 2017. This is the same figure asked for in prior years. For more information about Clara Martin Center services, visit our website at www.claramartin.org.

ECFiber 2016 Report

The Town of Sharon is a member of ECFiber, the East Central Vermont Telecommunications District. The District commenced operations on January 1, 2016, replacing the 24-town inter-local contract Sharon originally approved at Town Meeting 2008. ECFiber is still owned by its 24 member towns, and, as was true under the inter-local contract, local taxpayer funds cannot be used to subsidize the District's operations. The District must be self-sustaining, and there is no recourse to taxpayers.

On April 15, 2016 the District announced it had completed a \$9 million offering of Series 2016A Bonds to refinance a portion of its debt, cover 2016 capital expenditures, and complete the design and make ready for 250 miles of construction in 2017. As of December 1, 2016 326 miles of fiber-optic network had been built and "lit" in parts of 18 member towns, serving about 1550 customers, 80 of which live in Sharon. ECFiber plans to continue to raise capital through the municipal bond market in 2017, 2018 and 2019, and to complete 1400 miles of network covering all underserved locations in its 24 towns by 2019. ECFiber is pleased to offer

- Reliable high internet speeds, which are symmetrical (the same in each direction) and are not "up to" (that is – ECFiber strives to actually provide the speeds for which its customers are paying at all time).
- Simple, stable pricing with no contracts, fine print, or data caps. Over the last two years ECFiber has increased its speeds but not its prices.
- Local and personable customer service. Phones are answered by an employee during business hours without an automated queue.
- Local ownership and control, as governing board members meet monthly to set policy and are actively involved in promoting ECFiber within the community.
- Valued community services. For example, ECFiber offers over 25 community anchor institutions (schools, town facilities, and libraries) its highest level of service for its lowest monthly fee.

In 2016 ECFiber continued its practice of raising speeds, but not prices, by announcing that the District's tiers of service would now be set at 10/25/100/500 Mbps (versus the previous 7/20/50/100/400). For additional information, visit the website www.ECFiber.net, email support@ecfiber.net, or call the office (802) 763-2262. Sharon's delegate in 2016 has been Bob Ferguson (802-763-8543) or rfergusonvt@gmail.com. The District office is located at 45 Waterman Road, South Royalton, VT 05058.

2016 ANNUAL REPORT

GREATER UPPER VALLEY SOLID WASTE MANAGEMENT DISTRICT

The Greater Upper Valley Solid Waste Management District (GUVSWMD) is composed of 10 Upper Valley towns. The GUVSWMD, established in 1992, provides an integrated system for waste management for both solid waste and unregulated hazardous waste through recycling and reuse programs, food diversion and composting. The District also provides special collection events for bulky waste, household hazardous waste, paint, electronics, tires, and fluorescent bulbs. In addition, GUVSWMD offers technical assistance, outreach, and education programs to area residents, businesses, schools, and municipalities.

In 2016, the District refinanced its bonds which resulted in \$180,000.00 reduction in interest payments. In addition to the refinancing of the bonds, the Board of Supervisors voted to contract with the Southern Windsor County Regional Planning Commission to provide administrative, management and operational services to the District in an effort to reduce operating costs.

Direct services provided by GUVSWMD to Sharon and District residents in fiscal year 2016:

- Events were held in Strafford, Thetford, Vershire, Woodstock, Sharon, and Bridgewater where we collected 1,564 tires; 6.85 tons of scrap metal; 8 tons of electronics; 12 tons of “big” trash/construction & demolition debris; hundreds of fluorescent bulbs and thousands of batteries.
- 319 GUV residents participated in household hazardous waste events held in Thetford in September 2015 and Hartford in June 2016. 7.15 tons of hazardous material were collected, including 967 gallons of paint.

In FY 16, Paul Haskell and Mary Gavin were Sharon’s representatives to the GUVSWMD Board of Supervisors. We thank them for their ongoing service and support of our work.

Tips to remember:

- The next household hazardous waste collection will be Saturday, June 3, 2017 at the Hartford Recycling Center.
- Recycle **paint** and all **batteries** (except vehicle/lawn mower) all year long. Visit www.paintcare.org or www.call2recycle.org/vermont/ for drop off locations and more information, or call 802.674.4474.
- Leaves, yard waste and clean wood were banned from landfill trash as of July 1, 2016.
- Food scraps will be banned from landfill trash as of July 1, 2020.

The District’s annual “Green Guide” will be available at Town Meeting and then at your Town Clerk’s office or on the GUVSWMD website. Contact GUVSWMD at 802-674-4474; hgillett@swcrpc.org; or at www.guvswd.org.



Green Mountain Economic Development Corporation

35 Railroad Row, Suite 101
White River Junction, VT 05001

Annual Report FY2016

7/1/15 to 6/30/16

- Green Mountain Economic Development Corporation (GMEDC) works in collaboration with the 30 towns in its district to offer support for new, growing and relocating businesses. GMEDC exists to support businesses with retention and expansion strategies, in response to their needs. GMEDC facilitates manufacturing, technology and business forums that focus on important issues and opportunities for the region's employers, small and large. It uses resources within the Department of Economic Development (DED) to assist with job retention and expansion, providing rapid support to communities and businesses alike.
- GMEDC, together with DED, works to find appropriate sites for businesses expansion. Our Small Business Development Center (VtSBDC) is staffed with a Business Advisor who is expert in helping start-ups and established companies. Together with DED, GMEDC assists companies in obtaining grants, permits and public approvals at the local, regional and state level.
- GMEDC works with Regional Planning Commissions and towns to encourage appropriate land use, transportation patterns and programs that focus on maintaining healthy and vibrant communities.
- GMEDC helps businesses secure financing by working collaboratively with the Vermont Economic Development Authority (VEDA) and other entities such as USDA – Rural Development. GMEDC also manages revolving loan funds, which provide gap financing not met by private lenders, VEDA or the U.S. Small Business Administration.
- GMEDC works with DED to provide customized and confidential assistance to out-of-state companies interested in relocating to Vermont. Large and small businesses alike receive individualized attention on matters regarding site location, financing, training programs, tax incentives and a variety of other important issues. We team with our in-house Business Advisor from VtSBDC for many assignments.
- GMEDC joins with DED, the Vermont Department of Labor, the Vermont Workforce Development Council and other partners to help businesses advance their workforce training needs.
- Brownfield Redevelopment of contaminated sites has become an important part of our services. We assist member towns with grant opportunities, as requested. We also helped many of our neighbors who applied for Federal flood recovery assistance grants following Tropical Storm Irene.

GMEDC respectfully requests continued support from the Town of Sharon in the amount of \$748, which is level funding.



GREEN UP VERMONT
P.O. Box 1191
Montpelier, Vermont 05601-1191
(802)229-4586, or 1-800-974-3259
www.greenupvermont.org

Green Up Day May 7, 2016 marked its 46th Anniversary, with over 22,000 volunteers participating! Green Up Vermont, a nonprofit 501(c)(3) organization, continues to proudly carry on this tradition of Green Up Day. **Green Up Vermont is not a State Agency.** 75% of Green Up Vermont's budget comes from corporate and individual donations. People can now choose to donate to Green Up Vermont by entering a gift amount on Line 29 of the Vermont State Income Tax Form. As a result, Green Up Vermont has been able to significantly increase the percentage of individual giving, thus making Green Up Day more stable for the long-term.

With your town's help, we can continue Vermont's unique annual tradition of taking care of our state's lovely landscape and promoting civic pride with our children growing up with Green Up. Green Up Day is a day each year when people come together in their communities to give Vermont a spring cleaning! Green Up Vermont also focuses on education for grades K-2 by providing two free activity booklets to schools and hosts its annual student poster design and writing contests for grades K-12. To learn more please visit www.greenupvermont.org.

Support from cities and towns continues to be an essential part of our operating budget. It enables us to cover 17% of the budget. All Sharon residents benefit from clean roadsides! Funds help pay for supplies, including over 50,000 Green Up trash bags, promotion, education, and the services of two part-time employees. Sixth grader Blake Clark says "I think we should keep this tradition going forever and ever!" **Please help make sure Green Up Day never goes away. Mark your calendar: May 6, 2017 Green Up Day, 47 years of tradition!**

Health Care & Rehabilitation Services Report for FY16 for Town of Sharon

Health Care and Rehabilitation Services (HCRS) is a comprehensive community mental health provider serving residents of Windsor and Windham counties. HCRS assists and advocates for individuals, families, and children who are living with mental illness, developmental disabilities, and substance use disorders. HCRS provides these services through outpatient mental health services, alcohol and drug treatment program, community rehabilitation and treatment program, developmental services division, and alternatives and emergency services programs.

During FY16, HCRS provided 721 hours of services to 17 residents of the Town of Sharon. The services provided included all of HCRS' programs resulting in a wide array of supports for the residents of Sharon. Anyone with questions about HCRS services should contact George Karabakakis, Chief Executive Officer, at (802) 886-4500. Our regional office is located in the former Hartford Elementary School building at 49 School Street, Hartford, VT 05047 (802) 295-3031. www.HCRS.org

HCRS respectfully requests continued annual support from the Town of Sharon in the amount of \$100.

HIV/HCV Resource Center 2016 Report To the Town of Sharon, VT

The HIV/HCV Resource Center (formerly ACORN) works to support people whose lives are affected by HIV/AIDS and Hepatitis C to live fully and with dignity, while halting the spread of these diseases through education, information and understanding. Founded almost 30 years ago by volunteers who wanted to help their friends who were sick and dying, our agency now offers a range of services that include HIV medical case management, HIV and Hepatitis C prevention education and testing, and syringe exchange.

This past year, we have provided case management services to 63 HIV+ individuals, performed over 103 free, anonymous and confidential HIV and Hepatitis C tests, and offered risk reduction education to hundreds of individuals through talks at community centers, schools and drug treatment programs. At our syringe exchange program, we exchanged 76,000 syringes and offered countless referrals to drug treatment programs. Since we started distributing naloxone to our clients in 2013, we have had reports of 37 overdose reversals.

All our services are free of charge and available to residents of Windsor and Orange counties in Vermont and Grafton, Sullivan, Coos counties in New Hampshire. We continue to welcome Sharon residents to our case management services, syringe exchange, and for HIV and Hepatitis C testing and prevention programs. We are located at #2 Blacksmith Street, Lebanon, NH 03766. (603-448-8887 or 800-816-2220). www.h2rc.org

HIV/HCV Resource Center respectfully requests continued annual support from the Town of Sharon in the amount of \$300.



Health Connections greatly appreciates the town of Sharon's support for our work, and we hope that you will approve our request for \$750 for 2017. As you may be aware, there has been an increase in young adult drug use, particularly of heroin and prescription opiates. As a result, we have increased our prevention outreach. Beginning in January, we began a youth substance abuse prevention coalition for the towns of the White River Valley Supervisory Union. This coalition is open to all community members. If you are interested in planning and implementing youth drug prevention initiatives, please contact Health Connections (director@hcu.org); we are wanting to have representation from all eight towns. In addition, we have written for grant funding to bring the evidence based drug prevention curriculum, "Too Good For Drugs", into the WRVSU 5th and 6th grades, while also providing prevention resources to school guidance counselors and student assistance professionals (SAPs).

During the school year, Health Connections is an active member of the WRVSU's Wellness Committee, and conducts tobacco use prevention and nutrition education presentations in third through sixth grades. Health Connections strongly believes that we can and will achieve a tobacco-free generation, particularly when the community, school, and families are all playing a role to protect our children from tobacco use. Our nutrition presentations focus on the importance of eating whole foods, and reducing the consumption of sugared sweetened beverages, which is a leading contributor to obesity. As one of the founding organizers of The Sprouty, the annual 5K/10K Walk-Run, we are pleased to be the event's fiscal agent and sponsor. We are thrilled that this fall's event donated an all-time high of \$2,000 to the Sharon Elementary School's meals program, so that Sharon's youth can eat locally grown and nutritious foods.

On a wider level, Health Connections implements best practices so the places where we live, work, learn and play adopt health policies which promote healthy living for all community members, but with an aim to promote positive health habits to youth. We are a resource which brings educational materials to our community partners, such as "Be Aware Don't Share: Prevent Rx Drug Misuse", "802 Quits", "Underage Drinking: Myths vs Facts", "Parent Up", and "Marijuana: Facts for Teens". We collaborate with schools to engage youth in health prevention activities that are proven effective ways of teaching youth the importance of staying tobacco, alcohol, and drug-free. And we work with community partners to, for example, reduce the exposure to secondhand smoke, or to reduce alcohol and tobacco advertising aimed at youth, or to increase the number of Drop Boxes for the safe disposal of Rx drugs.

Health Connections partners with the Vermont Department of Health to implement many of our prevention initiatives. We are your local Vermont Quit Partner, helping people quit tobacco by offering the American Cancer Society's Fresh Start program. However, state funding continues to dwindle, so we rely on fundraising events, grants, private donations, and town support to sustain our important work.

Thank you for your support of Health Connections.

Cathy Hazlett, MPH
Executive Director

188 South Main Street, Suite 102 White River Jct., VT 05001 (phone) 802-698-8325
director@hcu.org; www.hcu.org

Greetings to the Residents of the Town of Sharon, Vermont!!

It does not seem like that long ago (roughly 4 years, in fact.) that I approached a gentleman in town about becoming a Freemason. It turns out, it was one of the best decisions of my life!

Freemasonry is a charitable, benevolent, educational and monotheistic society. Its' principles are proclaimed as widely as man will hear. Its' only secrets are in its methods of recognition and symbolic instruction.

Charitable in that it is not organized for profit and none of its income inures to the benefit of any individual. Benevolent in that it teaches and exemplifies altruism as a duty. Educational in that it trains and develops the mind, inculcates skill and character, and offers the opportunity for expanded knowledge. Monotheistic in that one of its landmarks is the belief in one ever living, true God.

We of Sharon Lodge #105 have had a very busy 2016! We brought forth 3 new Master Masons during the heat of the summer! Bros. Denis Backus, Brandon Tracy and Gene Van Houten were welcomed to our Fraternity! Bro. Brandon's "Masonic Lineage" can be traced back to the Lodges First Master, Bro. A. B. Preston!

We also hosted a very successful "Ladies at the Table" dinner, at which we paid tribute to some of the Ladies of the Town, who are still very active in Town and at the Lodge. It is hoped that we shall have another event such as this in the coming year!

Our Annual Christmas Party for the Kids went smoothly as ever, with about 25 youngsters present! They were delighted to see Santa and the smiles on their faces told their joy!

This is but a sampling of what the Lodge has been doing and although our numbers are small, we are an active bunch! Some of the Brothers of the Lodge are also members of the Eastern Star Chapter (which meets in the same Lodge Room), Forest-Unity #82!

If you are curious about the 'Masons or have been thinking about joining but didn't know where to make contact, please send us a note to the below listed email OR Postal Mail (that address is also listed!)

Respectfully,

Email: SharonLodge105@gmail.com

Bro. Tom Swahn
Lodge Master/Ass't Sect.

Mailing: Sharon Lodge #105
P.O. Box 106
Sharon, VT 05065-0106
Attn: Secretary

Pine Hill Cemetery Association

January 1, 2016 - June 30, 2016

Checking account balance December 31, 2015 \$3,185.25

INCOME:

Interest	\$228.39	
Misc. Income	\$160.00	
Variety Show	\$308.75	
Flea Market	\$202.00	
		<u>\$899.14</u>
Total Income		\$4,084.39

EXPENSES:

Labor & Taxes	\$1,107.71	
Parts, Repairs, Maintenance	\$1,805.65	
Misc.	\$160.00	
Flag holders	\$343.75	
		<u>\$3,417.11</u>

Balance on June 30, 2016 \$667.28

REGULAR SAVINGS ACCOUNT:

Balance on December 31, 2015		\$928.63
Interest Earned	\$0.24	
Deposits	\$125.00	
		<u>\$125.24</u>
Balance June 30, 2016		\$1,053.87

PERPETUAL CARE ACCOUNT

Balance on December 31, 2015		\$301.92
Interest		<u>\$0.08</u>
Balance on June 30, 2016		\$302.00

Respectfully submitted,



Martha A. Fisk, Treasurer

**Royalton Police Department
2016 Law Incidents Report - Sharon**

911 Hangup/Misdial	5	Motor Vehicle Complaint	11
Accident-Damage	10	Natural Death	1
Accident-Injury	5	Not Classified/Other	7
Agency Assist	12	Phone Problem/Harrassment	1
Alarm	3	Property Watch	3
Animal Problem	10	Public Speaking	2
Arrests on Warrants	1	Restraining Order Violation	2
Assault	1	Service of Restraining Order	6
Bad Checks/Fraud	3	Sex Offender Registry Checks	0
Burglary	1	Sex Offense	0
Citizen Assist	19	Suspicious Person/Circumstance	15
Citizen Dispute	6	Theft	10
Conditions of Release	1	Threatening	4
Court Time	6	Traffic Hazard	3
Death Notification	0	Traffic Offenses	1
Directed Patrol/Details	122	Vandalism	6
Driving License Suspended	2	VIN Inspection	11
DUI	2	Welfare Check	7
Escort	3	TOTAL INCIDENTS	312
Family Disturbances	7		
Intoxicated Person	1	Sharon Criminal Arrests	16
Juvenile Problem	1	Sharon Traffic Tickets	132
Lockout	1	Sharon Written Warnings	102

SAFELINE, INC.
P.O. Box 368, Chelsea, VT 05038
safelineinfo@safelinevt.org
(802) 685-7900 office
(800) 639-7933 24/7 hotline

Safeline, Inc. is a 501(c)(3) non-profit organization that provides free and confidential services to victims of domestic violence, sexual assault and stalking in Orange County and northern Windsor County.

During the fiscal year ending June 30, 2016, Safeline's staff and volunteers provided 2,222 services for 344 victims of domestic violence, sexual assault and stalking. **78 services were provided for 13 victims who identified themselves as residents of Sharon.** It is likely that these statistics are understated, as victims often choose not to give any identifying information out of fear for their own safety. Most of the victims have children within their family.

A trained advocate is always available to provide crisis support, safety planning, resources, information and referrals through Safeline's 24 hours a day/7days a week Hotline (1-800-639-7233). Survivors can also choose from a wide array of additional services including legal advocacy, day shelter services, job readiness skills development, and financial management education.

In addition to providing direct services, Safeline is a resource for the community at large and is committed to changing the culture of violence. As part of this work, Safeline offers a full range of prevention education for community organizations, schools, medical centers, faith communities, youth groups, and anyone who is seeking information about domestic violence, sexual assault and stalking. **Safeline, Inc. respectfully requests \$700 in support from the Town of Sharon for FY18. This is an increase of \$200.**

Sharon Firemen's Association, Inc.
PO BOX 74, 5808 ROUTE 14
SHARON, VT 05065
(802) 763-7331
Sharonfirehouse@gmail.com



Chief
Jason Flint, 802-291-2984
Assistant Chief
Nathan Potter, 802-299-6555

Report for July 2015 – June 2016

In Fiscal Year 2016, the department responded to 59 fire calls and 55 EMS calls. Just in time for the Sharon Old Home Day parade, we welcomed our new Engine 2, a four-wheel drive 2016 Dodge 550 with a 1250 gallon per minute pump and a 300 gallon water tank with foam attack option. We also purchased new wildland firefighting gear for all of our members with a generous donation and a forestry grant.

The department now has 21 active members with our newest firefighter being Jason Gravel, who lives in Sharon Meadows. We want to recognize three other members who retired this year, and publicly thank Bill Brackett, Rod McClay, and Alison Ricker for their years of service and numerous volunteer hours in making the fire department and the firehouse a better place. Most importantly, Chief Dana Durkee retired this summer after 31 years, with the last 7 years leading the department as fire chief. His tireless work improved the department in many ways, and we were able to recognize and celebrate all his accomplishments at a surprise dinner at the firehouse in September.

I am happy to introduce our new leadership. Fire Chief Jason Flint and Assistant Fire Chief Nathan Potter were voted in at our annual meeting in August. Chief Flint has been on the department for 30 years. The last 7 years, he's been Assistant Chief. Our newest Assistant Chief Potter started as a junior member 25 years ago and has been a Captain for the last 6 years. Please join us in welcoming them to their new roles.

Fire Chief Flint and Captain Dustin Potter are the fire marshals for the Town of Sharon. Burn permits are required for all planned burning. Please contact one of them to obtain a burn permit. Burning trash or other non-natural items is illegal. The fire marshals will assist in organizing your burn by inspecting the area and discussing what should and should not be burned. Once approved, they will provide you a burn permit. Announcements of when it's too dry to burn are posted on our Facebook page. Please like our at www.Facebook.com/sharonvtfire.

The Sharon Firemen's Association would like to acknowledge and thank all who continue to support our department for which we are very grateful. If you are interested in learning more about our department or how to join, please contact the fire chief or stop in to one of our meetings held the last Tuesday of each month.

Respectfully submitted,

Carol K. Flint, Clerk
Sharon Firemen's Association

Sharon Fire Association, Inc.
Elected Officers
2016 – 2017

Chief: Jason Flint	President Jesse Blodgett	
Assistant Chief Nathan Potter	Vice President Keith Lyman, Jr.	
Captains Rex Dyer Carol Flint Dustin Potter	Treasurer Tom Lober	
	Clerk Carol Flint	
Communications Officers Dustin Potter Joe Thibodeau	Board of Trustees President, Jesse Blodgett 2017 Vice President, Keith Lyman Jr. 2017 Treasurer, Tom Lober 2017 Clerk, Carol Flint 2017 Trever Nadeau 2017 Joe Thibodeau 2018 Rex Dyer 2019 Andrew Brackett 2020 Dustin Potter 2021	
		Training Officers Trever Nadeau Joe Thibodeau
Auditors Andrew Brackett Trever Nadeau		
Nominating Committee Jesse Blodgett 2017 Andrew Brackett 2018 Tom Lober 2019		
Other Members:		
Doug Cummings		Becky Owens
Dana Durkee (<i>Retired Fire Chief</i>)		Danny Potter
Derrick Durkee	Dave Potter (<i>Retired Fire Chief</i>)	
Jason Gravel	Roland Potter	
Keith Lyman, Sr.	Triston Potter	

Total Members: 21
Voted at August 2016 Annual Meeting

Sharon Firemen's Assoc. Inc.

Expenses	2015	2016	2017	2018
	<u>Actual</u>	<u>Actual</u>	<u>Budget</u>	<u>Budget</u>
Insurance	\$ 13,699.89	\$ 12,070.00	\$ 14,000.00	\$ 14,000.00
Dispatch / Communication	\$ 3,672.95	\$ 10,366.12	\$ 10,100.00	\$ 10,600.00
Electricity	\$ 1,310.44	\$ 1,434.35	\$ 1,500.00	\$ 1,500.00
Heating	\$ 2,722.03	\$ 820.81	\$ 3,000.00	\$ 2,000.00
Repairs (Equipment)	\$ 7,063.92	\$ 3,857.98	\$ 4,000.00	\$ 4,000.00
Truck Fuel	\$ 1,305.69	\$ 243.90	\$ 1,500.00	\$ 1,000.00
Telephone / Internet	\$ 1,183.68	\$ 1,415.57	\$ 1,200.00	\$ 1,500.00
New Equipment	\$ 8,961.72	\$ 20,407.04	\$ 8,000.00	\$ 8,000.00
Training	\$ 806.05	\$ 564.58	\$ 1,250.00	\$ 1,000.00
Building, Supplies, Misc.	\$ 3,852.89	\$ 3,525.78	\$ 3,000.00	\$ 3,500.00
Trash Removal	\$ 1,057.71	\$ 211.28	\$ 1,000.00	\$ 500.00
Sub-Total	<u>\$ 45,636.97</u>	<u>\$ 54,917.41</u>	<u>\$ 48,550.00</u>	<u>\$ 47,600.00</u>
New Equipment Reserve Fund	\$ 20,000.00	\$ 20,000.00	\$ 30,000.00	\$ 30,000.00
Total	\$ 65,636.97	\$ 74,917.41	\$ 78,550.00	\$ 77,600.00

Sharon Health Initiative
Sheryl Miller, CHCC - 802-779-6815
Sharon Health Initiative
c/o The Lighthouse, P.O. Box 42
Sharon, VT 05065

Report for FY 2015-2016

This fiscal year saw much of last year's groundwork come to fruition. To start, the Board completed by laws and a mission statement. **The mission statement reads, "To provide personal attention, assessment, advocacy, and referral within the health care system, especially for our elders who need assistance "aging in place".** A budget goal of \$14,000 was established and is comprised of a combination of start-up, town, foundation and private donation funds.

A petition of 50 signatures was required to have our budget request on the warning for town meeting. To this end and to provide information about the proposed Community Health Care Coordinator we held a number of pot luck dinners featuring speakers and health care coordinators from other towns. We also staffed information tables at community events such as Old Home Day, church suppers, and town flea markets. The response from townspeople was very positive, and we easily collected the needed signatures.

At our February Annual Meeting we introduced the idea of Circles of Support within Sharon and started to map these circles out. We envision signing up folks who may be able to occasionally lend a hand to a neighbor in need. Our CHCC will have a list of these names and will call on them when she identifies someone in a given neighborhood needing assistance. This coming year, we hope to organize a series of neighborhood pot luck suppers to visit and introduce this idea more directly. We also thanked both Hugh Mauer and Janet Eller for their valuable contributions during our start up and first year.

The Lighthouse in Sharon has agreed to be the fiscal agent for the SHI, allowing us to use their non-profit/tax exempt number and administering our funds. They have generously provided an office space for the Coordinator in which she can work and meet with potential clients.

In September we hired Sheryl Miller R.N. as Sharon's Community Health Care Coordinator (CHCC). She has many years of experience working in both administrative and clinical roles including home health care, hospice and visiting nurse. In October we held an open house at the Lighthouse and attended a church supper to introduce Sheryl, who currently is a Sharon resident herself. Currently she works 6 hours per week with office hours from 10AM to NOON on Saturdays. We will hopefully be able to adjust her hours as we discover the scope of needs in our community.

Please feel free to contact Sheryl at the number above, even if you're unsure if she can address your needs or the needs of a neighbor. She can provide support and advocacy with a non-hands-on, careful listening approach. We are committed to determining the needs within

Sharon that can be addressed by the CHCC and backed up by caring neighbors. Please call Sheryl or any board member for more information, or if you'd like to sign up as a Circle of Support volunteer in your neighborhood.

Respectfully submitted,
Paula Duprat, Secretary

Board of Directors: Carol Langstaff, Carol Sheldon, Jill Wilcox, Paula Duprat, Trudi Brock, Mike Zwickelmaier, Mary Ayer, Ashley Denk, and Barbara Lazar

Sharon Health Initiative		FY17 Budget	FY18 Budget
Income			
	Upper Valley Community Nurse Project	\$5,000.00	\$0.00
	Town of Sharon	\$3,000.00	\$3,000.00
	Grants	\$5,000.00	\$7,000.00
	Private Donations	\$1,000.00	\$3,000.00
	Total	\$14,000.00	\$13,000.00
Expenses			
	Salary [\$30 x 6hrs x 52 wks]	\$9,360.00	\$9,360.00
	Travel [60 cents a mile x 2500 miles]	\$1,500.00	\$1,500.00
	Professional Development	\$600.00	\$600.00
	Liability Insurance	\$150.00	\$150.00
	License	\$100.00	\$100.00
	Supplies	\$920.00	\$500.00
	Mailings	\$700.00	\$400.00
	Subtotal	\$13,330.00	\$12,610.00
	Contingency	\$670.00	\$390.00
	Total	\$14,000.00	\$13,000.00
Net Income and Expenses		\$0.00	\$0.00

Sharon Historical Society
2016 Annual Report

Again this season we were able to have three very interesting programs finding that the audience for them continues to grow in number and interest.

Our Annual Meeting in May was followed by Euclid Farnham of Tunbridge presenting an interesting program about Vermont's covered bridges-present and past.

Throughout July and August our Museum was open on Sundays with a host or hostess there to welcome visitors.

We participated in the Vermont History Expo in Tunbridge in June.

In July also we held another program featuring "The Pipe And Slippers", young folks gathered from the Danville area who promote and present folk music. They are talented with several instruments and vocals among their four participants. Alycia Moore of Danville is the grand-daughter of two of our members, Lois Moore and Shirlee Cummings. Her parents are Tom Moore and Vicki Cummings who grew up in Sharon. Happily we expect the group to be with us again for our July 2017 Pot Luck on July 17th.

In Sept. Bud Leavitt and brother John shared the bench telling stories of their youth on Moore Road and East Barnard. This was a very interesting and enjoyable way to learn about our valley's history.

On that note- if anyone has an idea of folks who could share in this manner for a program- please do call one of our officers to let us know of it. We would really appreciate your input.

We continue to publish our newsletter and have been pleased to have response from former residents and friends. This helps us grow and offer more knowledge to Sharon folks. Thank you.

Mary Ayer, President
Dave Phillips, V. President
Curators, Phyllis Potter
Directors, Helen Barrett

Martha Fisk, Treasurer
Vivian Moore, Secretary
Kelly Clark
Gene Paige

Sharon Historical Society

January 1, 2016 - June 30, 2016

Checking account balance December 31, 2015 \$2,191.40

INCOME:

Dues	\$630.00	<u>\$630.00</u>
		\$2,821.40

EXPENSES:

Speaker	\$25.00	
Supplies & Misc.	\$50.00	
VT Historical Society	\$50.00	<u>\$125.00</u>

Balance June 30, 2016: \$2,696.40

REGULAR SAVINGS ACCOUNT:

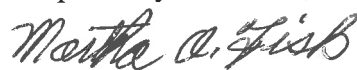
Balance on December 31, 2015		\$3,593.40
Interest Earned	\$0.89	<u>\$0.89</u>

Balance June 30, 2016 \$3,594.29

LANDMARK SAVINGS ACCOUNT:

Balance on December 31, 2015		\$1,537.02
Withdrawals		-\$9.81
Interest		<u>\$0.45</u>
Balance on June 30, 2016		\$1,527.66

Respectfully submitted,



Martha A. Fisk, Treasurer

SHARON OLD HOME DAY ASSOCIATION

January 1, 2016 - December 31, 2016

Balance on December 31, 2015		\$ 22.34
INCOME:		
Town of Sharon	\$750.00	
Coffee & Donuts	75.00	
Donations	50.00	
Transfer from Savings Acct.	325.00	
Sub Total	\$ 1200.00	
Total Income		\$1222.34
EXPENCES:		
Postage	\$ 54.00	
So. Royalton Town Band	400.00	
Cheryl the Clown	150.00	
Food for Dinner	300.00	
Pipe & Slippers	300.00	
Sub Total	\$1204.00	
Balance on Hand December 31, 2016		\$ 18.34
Memorial acct balance as of December 31, 2015	\$1691.20	
Interest earned	18.94	
Balance on December 31, 2016		\$ 1710.14
Savings acct Balance on December 31, 2015	\$2903.14	
Transfer to checking acct.	- 325.00	
Interest earned	+22.44	
Balance on December 31, 2016		\$2600.58

Respectfully Submitted,
Doris J. Howe, Treasurer

South Royalton Area Senior Citizens Center 2016 Report

The South Royalton Area Senior Citizen Center (SRASCC) serves the towns of Bethel, Royalton, Sharon and Strafford. Many times seniors from other towns will come to the Center for meals and other activities, and all are always welcome. To qualify as a “senior” you must be 60 years or older.

The Board of Directors is composed of three representatives from each of the four towns. Sue Pirie is the Director for both meal sites, one being in South Strafford at Barrett Hall (serving meals on Wednesday), and the other in Royalton at the Royalton Academy building (serving meals on Tuesday and Thursday). We are very fortunate to have Ed Eastman as the cook for Strafford. Linda Ducharme retired at the end of September after many years of cooking for Strafford. Mary Lamb, who has been with us for many years, is the cook for Royalton. The Nutrition Program provides one-third of the daily adult nutrition required. We served a total of \$13,752 meals for the year 2015-2016. The food cost per meal was \$2.74, and the total cost per meal was \$10.93.

Each year fundraisers are held to help raise money for the services and trips. Fundraisers include raffles, ½ of the proceeds from the Thrift Shop, and an annual craft sale held on the first Saturday of December at the Royalton Academy building in Royalton. This year we will be adding a few more fundraisers to help cover the rising cost of meals and running the senior centers.

A fund has been established to offer assistance to any senior who may have a need. The funding comes from ½ of the Thrift Shop’s profits. Any senior needing assistance may contact Sue Pirie, the Senior Director, Karen Eddy, the Senior Advisor, or one of your Senior Board Representatives with your request. Requests are reviewed in a confidential manner.

Services offered include home-delivered meals, transportation to the meal site, blood pressure clinics, foot clinics, and a flu shot clinic. A person is often available to help seniors with their taxes in April. Karen Eddy, the Senior Advisor, is available to assist seniors with any problems that they may have. Karen has an office at the Royalton Academy. Another service is the distribution of USDA commodities. Entertainment is offered during many of the meals. Each year about four different trips are offered to the seniors. Sue Pirie works very hard to make each trip a memorable time. **Sharon’s Senior Representatives are Martha Fisk, Norma Vincent, and Mary Ayer.**

Each year our goal has remained the same, and that is to be able to continue with the services listed in this letter for any senior who would like to be provided for. We have not asked for an increase for many years, but due to state and federal funds being cut and rising costs – we now need to ask for an increased appropriation. **The Center respectfully requests the sum of \$2,500 be granted by the voters of the Town of Sharon for the year 2016-2017.** Your continued support is much appreciated.

Submitted by SRASCC Board of Directors

Martha Fisk - President; Kay Ingraham - Vice President; Corrine Ingraham – Secretary;
Susan Coburn - Treasurer

	2015-2016	
SO. ROYALTON SENIOR CENTER	END OF YEAR FIGURES	
INCOME		
CVCOA	\$	49,334.20
TOWN FUNDS	\$	8,500.00
MEAL DONATIONS	\$	22,286.42
VCIL	\$	2,756.00
FUNDRAISING	\$	47,823.46
MISC. DONATIONS	\$	4,541.72
TOTAL INCOME	\$	135,241.80
EXPENSES		
SALARY	\$	51,399.16
TAXES	\$	15,598.09
MILEAGE FOR DRIVERS	\$	1,014.92
SUPPLIES	\$	6,274.09
RENT	\$	8,730.27
TELEPHONE/INTERNET	\$	1,198.66
ADVERTISING	\$	35.44
POSTAGE	\$	1,087.09
EQUIPMENT/REPAIRS	\$	327.53
FOOD	\$	37,603.49
INSURANCE	\$	2,855.32
FUNDRAISING EXPENSES	\$	9,035.95
DUES & FEES	\$	185.00
DONATIONS TO HELP SENIORS	\$	9,449.25
TOTAL EXPENSES	\$	144,794.26

South Royalton Rescue 2017

South Royalton Rescue responded to 357 calls in fiscal year 2016 - 223 in Royalton, 71 in Sharon, 37 in Tunbridge, and the remainder being mutual aid calls to other towns. South Royalton Rescue has a full crew in house 24/7, ensuring timely response. We have a paramedic in house weekdays, as well as on call during off hours. We now have a second paramedic working part time on weekends, expanding our timely coverage for paramedic level needs. Timely response to the needs of our communities is an area we strive to be very efficient in. Providing the level of care needed at any given moment can be crucial for some cases.

Fallscape - We continue to provide this program locally. It started as a grant-funded program, but we have found the requirements to receive grant money to be unrealistic. Although we will not receive grant money moving forward, we feel this is a very important way of assisting the public. Falls are a major contributor to hospitalizations, and a leading cause of loss of independence. This program is designed to assist individuals to manage their own risks, unlike past programs that tell them what they can or cannot do. We are excited about this program for that reason. We want to help maintain independence, and the ability for our citizens to remain in their own homes safely. Information booklets are available, and we welcome any questions or inquiries.

LifeLine - We are continuing to provide this service working with DHMC directly, but can service other systems as well. Information packets are available for this, and inquiries are welcome.

Advisory Board - We now have an official Advisory Board in place that functions as a sub-committee to the Prudential Board. This group is comprised of volunteer members of each of our towns. We feel it is important for each member town to be involved in how Rescue is operating, and to plan for a sustainable future. Much work has been done to date by this group which will serve the interests of their respective communities well.

We continue to work hard to improve our service, and financial stability. We ended fiscal year 2016 in good financial standing, continuing our operational improvements. This has allowed for a slight reduction in the per capita assessment to the towns. We have assisted individuals to get into or out of their homes to travel to and from appointments. We encourage anyone who may need this type of assistance to give us a call. We have the equipment and expertise to facilitate this type of assistance and are pleased to offer the help.

We are very grateful for all the support we have received. The coin drop and generous donations allow us to avoid adding to the tax burden. We have been very fortunate to have a group of people who have worked as our unofficial "fundraising committee." We now have some much-needed equipment as a result of the generosity of their efforts. We are continuing to seek options to generate revenue in the hope of being a more self-sustaining business without the need of your tax money. Contact us at any time at- 802-763-8133. In an emergency, call 911. We welcome you to stop in and see what your local Rescue service is like. Thank you for your support!

South Royalton Rescue Squad			ACTUAL	BUDGET	ACTUAL	BUDGET	ACTUAL	BUDGET	PROPOSED
			JUL 14 to	JUL 14 to	JUL '15 to	JUL '15 to	JUL '16 to	JUL '16 to	JUL '17
			JUN '15	JUN '15	JUN '16	JUN '16	SEP '16	JUN '17	JUN '18
Income									
		303 - Emergency services							
		303a - Insurance Proceeds	54,253	40,770	61,656	50,000	12,533	51,000	65,000
		303b - Medicaid	15,229	29,791	21,424	16,000	4,082	18,000	22,000
		303c - Medicare	37,486	26,869	44,977	35,000	12,544	38,500	45,000
		303d - Patient Payments	8,633	11,628	11,684	8,550	3,620	8,500	12,000
		Non Transports							1,500
		Total Received 303 - Emergency Services	115,602	109,058	139,741	109,550	32,780	116,000	145,500
		306 - Grants			14,716				
		346a - Fallscape Grant						5,000	
		304 - Donations	30,089	2,553	8,090	2,500	4,925	5,000	8,000
		305 - Subscriptions	8,930	9,785	10,975	9,785	12,445	9,500	10,890
		307 - Rescue Int.	18	20	6	20	2	20	21
		309 - Mutual Aid & Event Cov'g	-		382		480	-	1,500
		310 - Paramedic Intercepts	200		250		200	250	250
Total Income			154,839	121,416	174,160	121,855	50,831	130,770	166,161
Expense									
		Holiday Bonus	-		-			-	
		Contract Services							
		323 - Legal Fees	3,136	1,500	2,267	2,000		3,000	2,500
		320 - Billing Service	15,601	14,555	18,186	14,614	5,626	14,985	17,058
		321 - Dispatch	6,478	6,400	6,802	6,400	3,554	6,800	7,100
		322 - Intercepts	3,035	6,000	950	5,000	450	3,500	1,000
		324 - Payroll Service	1,261	1,500	1,275	1,500	219	1,300	1,308
		325 - Paging Service	-		-			-	
		326 - 911 Service	95.00		151			100	165
		Total Contract Services	29,605	29,955	29,630	29,514	22,294	14,700	29,131
		Insurance							
		330 - Health Insurance	-	-	-			-	
		331 - Auto	770	800	782	800	196	782	782
		332 - Ambulance	895	560	1,004	800	268	1,071	1,071
		333 - Management Liability	474	500	694	500	218	872	700
		334 - Employee Dishonesty	133		133	130	33	134	133
		335 - Workman's Comp	19,667	14,693	23,099	24,219	5,718	21,138	23,099
		336 - Insurance Claim	800		-			-	
		Total Insurance	22,739	16,553	25,712	26,449	6,433	23,997	25,785
		Maintenance & Repairs							
		340 - Rescue Maint/Rep-Sm Equipment	15	1,000	123	600		500	200
		342 - Building Maint/Rep.	885		794	250		250	800
		341 - Equipment Maint Radio	1,161	1,000	220	500		250	500
		Total Maintenance & Repairs	2,061	2,000	1,137	1,350		1,000	1,500
		Office							
		345 - Supplies/Office Expense	1,723	1,200	555	1,550	74	1,600	750
		343 - Advertising	-	200	35	250		100	100
		Postage	63		240		451	-	250
		Printing/Reproductions			250		158		200
		Computing	300		480		484	-	750
		344 - Bank Service Charges	-		-		2	-	
		344a - Interest Expense			9		1		
		Total Office	2,086	1,400	1,570	1,800	1,171	1,700	2,050

South Royalton Rescue Squad		ACTUAL	BUDGET	ACTUAL	BUDGET	ACTUAL	BUDGET	PROPOSED
		JUL 14 to	JUL 14 to	JUL '15 to	JUL '15 to	JUL '16 to	JUL '16 to	JUL '17
		JUN '15	JUN '15	JUN '16	JUN '16	SEP '16	JUN '17	JUN '18
Payroll								
	346 · Rescue Salaries	190,543	244,883	223,296	245,880	50,573	264,598	268,200
	346a · Health Stipend	-	-	-	-	-	-	-
	346b - Overtime	2,880		2,566		837	2,650	6,000
	346c- Administrative Salaries	63,547		33,691	3,900	17,368	3,200	
	346d - Board Stipends	417		492			450	450
	347 · Fica Match - Rescue	19,171	18,734	17,173	18,810	3,933	20,271	20,976
	347a - Administrative FICA	4,861		2,371	298	1,262	245	
	347b - Mileage Reimbursment	94		262	500	332	100	500
	348b - Catamount Penalty	1,096		2,582	2,666	688	4,022	4,022
	Unemployment Tax		1,000					
	Sick Time Paid							4,800
	Total Payroll	282,611	264,617	282,431	272,054	74,993	295,536	304,948
	Prof. Membership & Train.							
	350 · Rescue Trng/Cert	460	4,000	1,205	4,000		3,000	3,000
	349 · Rescue Dues/Fees	350	1,350	323	1,200	100	500	350
	370 - State Ambulance Assessmt.							4,242
	Total Prof. Membership & Train.	810	5,350	1,528	5,200	100	3,500	7,592
	Supplies & Equipment							
	351 · Rescue General Supp	461	2,000	585	1,000	239	800	650
	356 · Rescue Vehicle Supplies	-	1,200	48			-	200
	355 · Uniforms	1,478	2,250		1,400	926	1,250	2,500
	353 · Medical	1,367	2,700	4,074	2,750	1,750	1,700	4,500
	353a - Medical Equipment	176		466				500
	353a - Oxygen	248		488	500	256	472	500
	352 · Equipment	25,686	2,500	835	2,000		1,000	1,000
	352a - Sm Equip/Radios	10,224		4,542				
	354 · Pharmaceuticals	75	1,500	541	1,200	534	800	750
	Total Supplies & Equipment	39,717	12,150	11,580	8,850	3,705	6,022	10,600
	Utilities							
	357 · Rescue Electric		1,250					
	357a - Rescue House	844		750	900	459	800	850
	357b - Fire House	1,385		1,024	1,100	49	1,150	
	357c - RFD Office	269		247	200	10	200	258
	Total Electric	2,498	1,250	2,021	2,200	518	2,150	1,108
	358 · Rescue Heat		7,100					
	358a - Rescue House	1,638		1,245	3,200		1,700	1,750
	358b - RFD Heat	59		73	150		200	100
	358c - Fire House	1,552		1,009	1,950		1,400	
	Total Heat	3,250	7,100	2,327	5,300		3,300	1,850
	359 · Communications		1,100					
	359a - Fire House	579		470	550	163	550	527
	359b - Dispatch Line	383		369	310	57	340	375
	359c - RFD Office	358		366	300	110	329	350
	Defib Line ATT	37		285		76	270	276
	359e- House Internet			242		120		480
	Total Communications	1,357	1,100	1,732	1,160	526	1,489	2,008
	360 - Trash removal	41	260	266	340	45	248	260
	362 · Rescue Water & Sewer		250					
	362a - House	770		697	245	59	949	700
	362b - RFD Office	72		23	130	12	80	50

South Royalton Rescue Squad			ACTUAL	BUDGET	ACTUAL	BUDGET	ACTUAL	BUDGET	PROPOSED
			JUL 14 to	JUL 14 to	JUL '15 to	JUL '15 to	JUL '16 to	JUL '16 to	JUL '17
			JUN '15	JUN '15	JUN '16	JUN '16	SEP '16	JUN '17	JUN '18
		362c - Fire Office	184		173	150	33	251	
		TOTAL WATER & SEWER	1,025	250	894	525	104	1,280	750
		Total Utilities	8,171	9,960	7,239	9,525	1,192	8,467	5,976
		Rent							
		Rescue House	8,703	3,650	8,400	8,400	1,400	8,400	8,400
		Fire House Bay					100		1,200
		Total Rent	8,703	3,650	8,400	8,400	1,500	8,400	9,600
		Vehicle							
		364 - Rescue Vehicle Repair/Tires	1,017	2,800	8,041	6,000	137	3,500	5,000
		366 - OSAGE Interest Payments	1,625	1,608	1,254	1,950	251	866	481
		365 - OSAGE PRINCIPAL PAYMENTS	12,961	12,977	4,707	12,900	3,395	13,720	14,104
		364a - Rescue Ambulance Equipment Fund	-	2,500	-			-	10,000
		368 - Defibrillator Principal Payments							
		369 - Defibrillator Interest							
		363 - Rescue Vehicle Fuel	4,726	5,500	4,472	5,500	1,031	4,500	5,000
		Total Vehicle	20,328	25,385	18,473	26,350	4,814	22,586	34,585
		Debt Repayment							
		380 - Fire Department Loan	12,752	8,700	-			-	
		Association Payback	20,000		-			-	
		Total Debt Repayment	32,752	8,700		-			
		Total Expense	449,582	379,720	387,701	389,492	116,202	385,908	431,767
		Total Income minus Total Expenses	(294,743)	(258,304)	(213,541)	(267,637)	(65,371)	(255,138)	(265,606)
		Population for Town Appropriations							
		308a - Royalton		2,773		2,773	2,773	2,773	2,773
		308b - Sharon		1,490		1,490	1,490	1,490	1,490
		308c - Tunbridge		565		565	565	565	565
		Total Population for Town Appropriations		4,828		4,828	4,828	4,828	4,828
		Charge per Capita		53.50		55.43		55.95	55.01
		308 - Town Appropriations							
		308a - Royalton	148,359	148,359	153,719	146,858	36,715	146,858	152,553
		308b - Sharon	79,717	79,717	82,597	73,297	18,324	73,297	81,970
		308c - Tunbridge	30,228	30,228	25,190	29,922	7,481	29,922	31,083
		Total Town Appropriations	258,304	258,304	261,506	250,078	62,519	250,077	265,606
		NET INCOME	(36,439)	-	47,965	(17,559)	(2,852)	(5,061)	-

REPORT TO SHARON ON STAGECOACH SERVICES

October 2016

Thank you for your support of community transportation services. **In the past year, Stagecoach's Dial-A-Ride System directly provided 2,048 door-to-door rides for Sharon residents** either by volunteer drivers or on wheelchair accessible vehicles. **Additionally, 5,318 one-way trips were provided for passengers boarding and alighting at Sharon Bus Stops.** Stagecoach's Bus, Dial-a-Ride, and Partners Systems provided a total of **80,228** rides. All of Stagecoach's transportation programs enable community members to maintain their independence, gain and keep employment and access critical healthcare services. Thank you for your past support of community transportation services.

Dial-A-Ride System –Focuses on specialized populations including elders, persons with disabilities and low-income families/individuals who are unable to access the bus system. **In Sharon, Dial-A-Ride offers direct access from home to: medical treatments, meal site/senior programs, adult day care services, pharmacies, food shopping, social services, radiation & dialysis and substance abuse treatment.**

Bus System – Promotes economic development, energy conservation, mobility independence and quality of life. **Sharon residents can access bus services** to employment and shopping centers in White River Junction, and the Hanover-Lebanon NH.

Volunteer Driver Program – Stagecoach uses an extensive network of Volunteer Drivers to provide coordinated and caring rides throughout our rural service area. Volunteer Drivers are essential in providing cost effective and community driven services, and are the foundation of our Dial-A-Ride Program. *Volunteer Drivers connect friends, support independence and promote healthy living.*

If you are interested in becoming a Stagecoach Volunteer Driver, please contact our office.

Information-- Please feel free to contact us with questions or to request additional information on Stagecoach services at 802-728-3773.

The Sharon Academy Town Report 2016

The mission of The Sharon Academy is to nurture intelligent, independent and creative thinking in a small school community, awakening students to their immense potential and the difference they can make in the world

I'd like to express our enormous appreciation to Sharon residents as The Sharon Academy (TSA) enters our 21st year. It is a privilege to belong to such a community that values education and takes an interest in our young people's lives. We are proud that over 50% of Sharon Elementary graduates choose to come to TSA for their middle school and high school years. This year TSA is excited to be offering Open Enrollment. Students no longer need to apply to TSA – they simply need to visit and fill out an Enrollment Form. TSA holds approval to provide Special Education for students on IEPs or for those eligible for special education in disability areas of Specific Learning Disability (SLD) and Other Health Impaired (OHI).

In the 2015/2016 school year, TSA students donated over 7,200 hours of Community Service to area organizations including Sharon Elementary School, the Sharon food bank, Safeline, Green Up Day, the Red Cross, the Upper Valley Haven, and the White River Partnership. TSA also continues to look for opportunities to collaborate and share resources with Sharon Elementary School (SES) and Principal Barrett Williams. Middle School Director Andrew Lane taught an outdoor education class to 3rd graders in the Fall of 2016. For the third consecutive year, our high school students are participating as Reading Buddies with 4th graders. TSA students receive credit toward their Community Service requirement, and SES students receive weekly one-on-one mentoring and reading support. And every year TSA middle schoolers give SES students a sneak-peak of their circus performance in the Spring, passing on lessons about grit and perseverance at the same time. The 2016 Circus was a great success, attracting an audience of over 650 people, many of them Sharon families.

In April over 200 people, many of them Sharon residents, attended TSA's 20th Birthday Party Gala. At this celebration TSA launched an ambitious, two-phase fundraising campaign. We have already raised over \$1 million toward our Phase 1 goal of \$1.5 million. Phase 1 will help TSA stay resilient in the shifting Vermont educational landscape by strengthening student support services, increasing scholarships and financial aid so TSA is accessible to a diverse community, and augmenting professional development for our faculty. The exciting outdoor facilities component of the campaign includes adding a trail system to our beautiful woodland property for use by the wider community. Phase II of the campaign will focus on improving and upgrading our facilities. If you are interested in learning more about "The Next Twenty Years Fundraising Campaign" or about other ways you can support The Sharon Academy, please reach out to me at mlivingston@sharonacademy.net. Please feel free to call us at 763-2500 to schedule a visit. Or just drop by! You are always welcome.

Michael Livingston, Head of School, The Sharon Academy

TRORC 2016 YEAR-END REPORT

The Two Rivers-Ottawquechee Regional Commission is an association of thirty municipalities in east-central Vermont that is governed by a Board of Representatives appointed by each of our member towns. As advocates for our member towns, we seek to articulate a vision for building a thriving regional economy while enhancing the region's quality of life. Our staff provides technical services to local, state and federal levels of government and to the Region's citizens, non-profits, and businesses. The following are highlights from 2016:

Technical Assistance

In 2016, TRORC staff assisted numerous towns with revisions to municipal plans, ranging from minor updates to comprehensive, substantive overhauls. A number of our towns incorporated a new flood resiliency element that is required for all plans adopted after July, 2014. Many towns have improved and clarified implementing regulations, easing permitting by making results more predictable. Collaborative efforts to improve town plans, zoning, and other ordinances demonstrate a regional commitment to foster vibrant, resilient towns and villages.

Emergency Management & Preparedness

Our LEPC #12 efforts with local emergency responders and town officials continue across the region. With TRORC's help, all thirty member towns successfully completed annual updates to Local Emergency Operations Plans, which are critical components to disaster response efforts. Further, we have been working diligently with numerous TRORC towns to update Hazard Mitigation Plans, often in tandem with the remaining TS Irene property buy-outs in the region.

Regional Energy Plan

With funding from the Vermont Department of Public Service, TRORC is drafting a Regional Energy Implementation Plan outlining a total energy pathway to implement the goals and policies of the Vermont Comprehensive Energy Plan at the regional level. The Plan sets regional targets for specific energy conservation, generation and fuel switching strategies to help the state meet 90% of energy needs from renewable sources by 2050, with specific strategies for conservation, energy efficiency and reduced use of fossil fuels and also identifies regional energy resource areas with potential for renewable energy projects.

Transportation

Transportation infrastructure and public transit services are integral components to safety and growth. We continue to work with towns on grants to enhance our roadways, inventory infrastructure, establish new park and ride locations, and make downtowns and village centers more accessible and pedestrian-friendly. We sponsor Transportation Advisory Committee meetings and facilitate meetings with road foremen.

Specifically in Sharon this year, we assisted with managing the highway timesheet program and conducting a speed study on Fay Brook Road. TRORC secured a Better Roads Grant for Cross Road, as well as a VTrans High Risk Rural Roads grant for Fay Brook Road. TRORC coordinated with VTrans for outreach on the Exit 2 Park & Ride scoping study. TRORC assisted in getting FEMA approval for the Local Hazard Mitigation Plan (LHMP).

We are committed to serving you, and welcome opportunities to assist you in the future.

Respectfully submitted, Peter G. Gregory, AICP, Executive Director

William B. Emmons, III, Chairperson, Pomfret



Vermont Association for the Blind and Visually Impaired Report of Services for the Town of Sharon 2016

More than 10,500 Vermont residents are blind or visually impaired. Since our state has an aging population, many of them are experiencing age-related vision loss. Visual impairments can make performing daily tasks, staying mobile, and enjoying leisure activities very difficult. Additionally, Vermont's rural nature makes it less likely for those with visual impairments to encounter those facing similar challenges, thus creating feelings of isolation and depression. We counter this trend by providing the tools, services, and support necessary to help blind and visually impaired Vermonters to be independent, confident, and productive.

During Fiscal Year 2016 VABVI served 1,578 clients from all 14 counties in Vermont, including 38 adult clients and 126 students from Windsor County.

Since 1926 our nonprofit organization has diligently pursued our mission of enabling Vermonters with vision problems, whether blindness or impairment, to achieve and maintain independence. **We are the *only private agency in Vermont to offer a complete range of services to visually impaired residents – and at no cost to the client.***

Services include Rehabilitation (adapting daily living tasks to allow those with low vision to live independently); Orientation and Mobility (providing white cane and guide dog instruction, allowing individuals to navigate through their home and community independently); Assistive Technology (adaptive aids allow clients to successfully perform most activities they desire); Social Networking (improving social skills and providing a support network); and Statewide Transportation (volunteer drivers provide rides to medical appointments, grocery stores and for personal visits).

VABVI has offices in Berlin, Brattleboro, Rutland, and South Burlington. Contact us at (800) 639-5861 or general@vabvi.org. Learn more about us at www.vabvi.org or “like” us at www.facebook.com/vabvi.org for updates.

Request for Funding: We hope that you will consider supporting VABVI again this year with an allocation of \$150 to help fund our ongoing programs and services. If you have any questions or would like any more information, please feel free to contact me by phone at (800) 639-5861 extension 233 or by e-mail at spouliot@vabvi.org. Together, we can do so much for Vermonters living with vision loss. Thank you for your consideration.

Sincerely,

A handwritten signature in black ink that reads "Steven Pouliot". The signature is written in a cursive, flowing style.

Steven Pouliot, Executive Director

State of Vermont
Department of Health
White River Jct. District Office
118 Prospect Street, Suite 300
White River Jct., VT 05001
www.HealthVermont.gov

Agency of Human Services
phone] 802-295-8820
[fax] 802-295-8832
[toll free] 888-253-8799

Vermont Department of Health Report for Sharon

Your local health district office is in White River Junction at the address and phone number above. Come visit or give us a call! At the Vermont Department of Health, we are working every day for your health. With twelve district offices around the state, and state office and laboratory in Chittenden County, we deliver a wide range of public health services and support to your community. For example, in 2015 the Health Department:

Supported healthy communities: Health Connections was awarded \$45,000 in order to reduce the use of tobacco. Windsor County Prevention Partners (WCPP) is in their fourth year of working together to support substance abuse prevention especially underage drinking prevention and prescription drug misuse prevention. In 2015, WCPP received \$130,000 from the state Partnerships for Success grant to support this work across Windsor County. Health Connections is an active participant in WCPP and this work.

Provided WIC nutrition services and healthy foods to families: We served about half of all Vermont families with pregnant women and children to age five with WIC (Special Supplemental Nutrition Program for Women, Infants and Children). WIC provides individualized nutrition counseling and breastfeeding support. We partner with grocery stores across the state to enable participants to use a debit-like card to access nutritious foods. The average value of foods provided is \$50 per person per month.

Worked to prevent and control the spread of disease: In 2015 we responded to 264 cases of infectious disease in Windsor County. In 2015, \$13,916,297 of vaccine for vaccine-preventable diseases was distributed to healthcare providers statewide.

Aided communities in emergency preparedness: In July of 2016, we participated in a large-scale exercise in Brattleboro to practice our procedures for distributing medicine to keep people from getting sick in case of a public health emergency. For 2016/17, \$10,000 will fund training for Emergency Medical Services and the Upper Valley Medical Reserve Corps. In addition, \$49,359 will support emergency preparedness capabilities at Gifford Medical Center.



For more information, news, alerts and resources: Visit us on the web at www.healthvermont.gov.

Join us on www.facebook.com/vdhwj and follow us on www.twitter.com/healthvermont.



Vermont Rural Fire Protection Task Force
Vermont Association of Conservation Districts (VACD) 14 Crab Apple Ridge,
Randolph, VT 05060 (802) 828-4582 | dryhydrantguy@yahoo.com |
www.vacd.org

Dear Board of Selectpersons:

On behalf of the Vermont Rural Fire Protection Task Force, I am writing to request your support of the Vermont Rural Fire Protection (RFP) Program, formerly called the Dry Hydrant Program. The RFP program helps Vermont communities protect lives, property and natural resources by enhancing fire suppression resources. Program Manager and Engineering Technician Troy Dare helps local fire departments identify appropriate sites for dry hydrants and other rural water supply systems, design installations, and find financial support to support the costs of construction.

During the **18 years** of the program, **1015 grants** totaling **\$2.2 million** have been provided to Vermont towns for installation of new rural fire protection systems, as well as for dry hydrant replacement and repair. **213** Vermont communities have benefitted from the Rural Fire Protection program. Our goal is to extend this support to all Vermont towns and continue to assist local fire departments in reducing the risk of injury, loss of life, and damage to property and natural resources, thereby improving the safety and welfare of Vermont communities.

In 2014 we increased the maximum grant award amount from \$2,500 to \$4,000 per project, and made repair, replacement, relocation, and upgrades of existing rural water supply systems eligible for grant funding on an ongoing basis. In 2015 we began considering applications from Vermont towns and fire departments on a revolving basis throughout the year rather than just once a year.

The annual budget of the Rural Fire Protection Program is about \$195,000 per year, \$120,000 of which is awarded in grants to Vermont communities for construction costs. Most of our funding comes from the VT Department of Public Safety. In addition, the program receives support from the US Forest Service through the VT Department of Forests, Parks and Recreation. But these grants do not cover the costs of the program. Therefore, **we are respectfully requesting that you include a \$100 appropriation in your FY18 town budget.**

Thank you for your consideration.

Sincerely, Tom Maclay, Chair Rural Fire Protection Task Force (802) 426-3265 |
83creameryst@fairpoint.net

VISITING NURSE AND HOSPICE FOR VT AND NH
Home Health, Hospice and Maternal Child Health Services in Sharon, VT

Visiting Nurse and Hospice for Vermont and New Hampshire (VNH) is a compassionate, non-profit healthcare organization committed to providing the highest quality home health and hospice services to individuals and their families. VNH provides care for people of all ages and at all stages in life, and delivers care to all, regardless of ability to pay. With quality care provided at home, there is less need for costly hospital and emergency room trips and residents can age “in place”. **Between July 1, 2015 and June 30, 2016, VNH made 798 homecare visits to 30 Sharon residents.** This included approximately \$25,950 in unreimbursed care to Sharon residents.


Home Health Care: 708 home visits to 26 residents with short-term medical or physical needs.

Hospice Services: 85 home visits to 3 residents who were in the final stages of their lives.

Maternal and Child Health Services: 5 home visits to a resident for well-baby, preventative and palliative medical care.

Additionally, residents made visits to VNH wellness clinics at local senior and community centers throughout the year, receiving low- and no-cost services including blood pressure screenings, foot care, cholesterol testing, and flu shots. **Sharon’s annual appropriation of \$3,175.00** to VNH helps to ensure that all have access to quality care when and where it is needed most. On behalf of the people we serve, we thank you for your continued support.

Sincerely,



Jeanne McLaughlin, President & CEO (1-888-300-8853)



Vital Communities is a tax-exempt, nonprofit organization serving the Upper Valley of Vermont and New Hampshire. We bring people together to create solutions to our regions challenges. **Vital Communities’ Energy Program works with towns and residents to reduce energy use** and switch to renewable energy sources. In early 2016, the Sustainable Energy Resource Group legally merged into Vital Communities. We are proud to continue SERG’s good work in Sharon and surrounding communities. **We extend our thanks to the voters of Sharon for last year’s appropriation of \$100 and their continued support in the amount of \$100 for Vital Communities’ Energy Program.**

In 2016 Vital Communities partnered with Sharon, Royalton, and Bethel to launch **Weatherize Upper Valley** in your three towns, aimed at helping Sharon residents save money and stay warm through affordable home energy efficiency improvement projects. The Sharon Energy Committee has been actively involved in Weatherize efforts since October 2016. The Sharon campaign runs through May 2017. **For more information**, contact Sarah Brock: 802.291.9100 x109 or Sarah@VitalCommunities.org.

White River Partnership 2016 Annual Report to Sharon

The White River Partnership (WRP) is a membership-based nonprofit organization formed in 1996 by a group of local people who shared common concerns about the long-term health of the White River and its watershed. The WRP envisions a White River watershed in which individuals and communities work together to make informed decisions that protect and improve river stability, water quality, fish and wildlife habitat, flood resilience, and public recreational access. Here are some highlights from our work in 2016:

- With help from 700 volunteers – including 23 Sharon Elementary School students and teachers – the WRP **planted 4,000 native trees and shrubs** along the White River and its tributaries to improve water quality, fish and wildlife habitat, and flood resiliency.
- The WRP partnered with Verdana Ventures and the Sharon Elementary School to deliver 3 Monitoring the White River education programs – crayfish, riparian trees, and waterbugs – designed to **increase student awareness of watershed issues**.
- WRP staff and trained volunteers **completed the 16th year of our water quality monitoring program**, testing three parameters at 22 sites – including The Sharon Academy pulloff on Route 14 – every two weeks from June through September. We shared results via email, our website, and our Facebook page.
- The WRP partnered with the Source to Sea Cleanup and community volunteers to **remove over 500 pounds of man-made debris** from the White River.
- The WRP worked with the Vermont River Conservancy and community members to **conserve a 10-acre parcel on the White River in Sharon**, which provides public access to the confluence of Broad Brook and the White River.

For more information: White River Partnership, PO Box 705, S. Royalton, VT 05068 (802) 763-7733; info@whiteriverpartnership.org OR www.whiteriverpartnership.org OR www.facebook.com/WhiteRiverPartnership



Photo courtesy Mary Russ



Windsor County Partners

BUILDING HEALTHY COMMUNITIES THROUGH YOUTH MENTORING

PO Box 101, 54 Main Street, Windsor, VT 05089 • 802-674-5101
windsorcm@outlook.com • www.wcpartners.org

Town Narrative - Sharon For July 1, 2015 - June 30, 2016

Windsor County Partners is in its 5th decade of building healthier communities through youth mentoring. Last year, WCP supported 42 mentorships across Windsor County. These mentoring partners spent over 2400 hours together. WCP thanks the voters of Sharon for their continued support for local youth. For more information, call 802-674-5101, visit www.wcpartners.org or follow us on Facebook. Windsor County Partners requests continued support in the amount of \$250 from the Town of Sharon for FY18.



Sharon, Vermont

Annual Report

of

Officers of the Town of Sharon

and

Sharon School District

for the Fiscal Year ending June 30,
2016

www.wrvsu.org

**TOWN OF SHARON SCHOOL DISTRICT
WARNING OF THE ANNUAL MEETING
March 6, 2017**

The legal voters of the Sharon Town School District are hereby WARNED AND NOTIFIED TO MEET AT THE SHARON ELEMENTARY SCHOOL IN SHARON VILLAGE, ON **MONDAY, March 6, 2017 AT 7:00 PM**, TO TRANSACT THE FOLLOWING BUSINESS:

- Article 1.** To Elect a Moderator.
- Article 2.** To Hear and Act upon the reports of the School District Officers.
- Article 3.** Shall the voters of the school district approve the school board to expend \$4,135,942.00 which is the amount the school board has determined to be necessary for the ensuing fiscal year. It is estimated that this proposed budget, if approved, will result in education spending of \$15,501.73 per equalized pupil. This projected spending per equalized pupil is 3.94% higher than spending for the current year.
- Article 4.** Shall the Sharon Board of School Directors be authorized to transfer the sum of \$15,200.00 from the 2015-2016 school year general fund balance to the Building Reserve Fund.
- Article 5.** To elect One School Director for the term of three (3) years.
- Article 6.** To transact any other business as needed.

Dated: January 10, 2017

Board of School Directors:

Donald Shaw, Chairperson

Karen Henderson, Vice-Chairperson

Steve Gagliardone, Clerk

**Town of Sharon
Minutes of Annual School Meeting
February 29, 2016**

The legal voters of the town of Sharon met as warned at 7:00 pm in the Sharon Elementary School multi-purpose room.

The meeting was opened by reciting the Pledge of Allegiance.

Article 1. To elect a Moderator. 1 YEAR TERM

MOTION: Donald Shaw nominated George Ostler for Moderator for a one year term and was seconded by Brad Atwood.

The clerk was instructed to cast one ballot in favor of **George Ostler for a one year term.**

Article 2. To Hear and Act upon the reports of the School District officers.

MOTION made by Michael Livingston and seconded by Elaine Kearns to accept the Reports of the School District Officers. **The voice vote was unanimous to accept the reports of the school officers.**

Steve Gagliardone reported on the board members work on Act 46. One of the biggest issues with Act 46 is the merger of school districts in order to form districts of at least 900 students or four towns.. There would be one school board which would govern the whole district. There are several options which are being considered. One is to join with Tunbridge, Stockbridge, and Strafford the other would be with Strafford, Tunbridge and Thetford. A compromise on school choice would need to be reached.

Karen Henderson reported on school lunch program. The board has decided that it is not going to a contracted food service at this time. The current staff will be maintained and its associations with local farmers.

Don Shaw received a round of applause for his dedication and hard work in keeping up with meetings regarding Act 46. He has attended over 100 meetings in the past year.

Improvements and additions to facilities in the past year: Pellet burner that is working well, skating rink provided by an all volunteer group, a post and beam pavilion including a pizza oven. Thanks for the many volunteers.

Article 3. Shall the voters of the school district approve the school board to expend \$4,382,065.00, which is the amount the school board has determined to be necessary for the ensuing fiscal year. It is estimated that this proposed budget if approved, will result in education spending of \$14,890.21 per equalized pupil. This projected spending per equalized pupil is 1.69% higher than spending for the current year.

MOTION made by Paul Haskell to vote the sum of \$4,382,065 for the support of the Sharon Town School District for the 2016-2017 school year and was seconded by Michelle Wilson. **The voice vote was unanimous to accept the sum of \$4,382,065 for the support of the Sharon School District for the 2016-2017 school year.**

Article 4. To elect one School Director for the term of three (3) years.

MOTION made by Don Shaw to nominate Steve Gagliardone for a three year term as School Director and was seconded by Michael Livingston. **The voice vote was unanimous for Steve Gagliardone for a three year term as a School Director.**

Article 5. To discuss future plans for a preschool site.

Principal Barrett Williams reported that according to the State the current preschool site can be used as long as a structural engineering report is done on a semiannual basis. No action on Article 5.

Article 6. To discuss expanding from a PK-6 school to a PK-8 school.

This is not a feasible option at this time and doesn't warrant discussion. No action on Article 6.

Article 7. To transact any other business as needed.

Galen Mudgett reminded people to file their Homestead Declaration on or before April 15, 2016.

A round of applause was given for the teachers and staff for their hard work.

MOTION made by Luke Pettengill to adjourn and was seconded by Cheryl Reed. The meeting was adjourned at 8:15 pm.

Dated at Sharon, County of Windsor, and state of Vermont 29th day of February 2016.

School Directors: Steve Gagliardone
 Karen Henderson
 Donald Shaw

Sharon Elementary School Annual Report 2016-2017 School Year

For the last nine years, I have had the good fortune of meeting and working with some of the most talented and kind-hearted people in the Sharon community. One of these people is Sharon resident and longtime kindergarten teacher, Martha Cain. Martha has seen it all in her 30 plus years of teaching and has watched the face of education change dramatically during her career. I start my annual report speaking about Martha because she has informed me and our School Board that she is retiring at the end of this school year. While I am happy for Martha and the journey she is about to embark on, I am sad just the same knowing we are losing one of the kindest, big-hearted individuals I have ever had the pleasure to work with.



Martha has been instrumental in the many changes around our school. When she started in Sharon, Martha was running a half-day kindergarten program. Under her leadership and perseverance, it is now a full-day program that runs 5 days per week. Martha has integrated academic standards based instruction into a play-based focused curriculum, allowing this hallmark of healthy development in children to remain the core of her curriculum. In addition, she played a critical role in helping develop our preschool program for 3 and 4-year-olds, thanks to her research into early childhood development.

In her many years teaching, Martha has seen many social dynamics that impact our children's emotional wellbeing and their ability to learn. Through all these changes, Martha has stood tall and taken on every challenge with the utmost professionalism. The foundation of Martha's teaching is reflective in the school's mission statement:

“Sharon Elementary School’s Mission is to provide a caring and safe environment for our young people. We promote quality education that emphasizes high academic standards, sound personal development, and positive social growth – thus laying the foundation for lifelong learning and a personally fulfilling and productive life.”

I see all of these qualities in Martha's approach to education and I believe it is Martha's commitment and belief in this mission that has led to a long and successful career in education.

Martha has touched the lives of many children in this community and played a critical role in their successes. The Sharon community is stronger and better because of her compassion and dedication to our children and our community.

Martha has taught me that self-reflection is critical in one's own personal growth and that change is a journey, not a race. This all seems very relevant today, given the state of education in Vermont and the many potential changes we face as educators, parents, and citizens. On behalf of the Sharon school community, I would like to thank Martha for her many years of service in public education. We wish her the very best as she moves forward with her life's journey, wherever that leads her.

Act 46 Update

In 2015, the state board of education approved a merger between Orange-Windsor Supervisory Union (OWSU) and Windsor Northwest Supervisory Union (WNWSU) into the White River Valley Supervisory Union (WRVSVU), which went into effect July 1st, 2016. The school boards have attended many meetings and engaged in discussions about the future configuration of the Supervisory Union (SU). The question remains: who and when districts might merge to create a larger district within the SU. The Sharon School Board has been a part of several studies with towns both inside and outside of our SU. At this point, our school board has determined that there is no merger that has significant financial and academic benefits to our town and school. The board will speak about this at Town Meeting and at a public forum separately this spring when we have more details. Currently, our plan is to act as a stand-alone district within the WRVSVU and the impact of the decision is unknown. The State Board of Education has said in the past that school districts who choose this path **might** lose their small schools grant (Act 60) from the state, which we no longer qualify for. In addition, the State Board of Education **might** intervene and make a merger decision within an existing SU on our behalf. The Sharon School Board is continuing to explore all possible options. We are planning to host several community meetings between the spring of 2017 and town meeting day in 2018 where the community will be asked to approve any plans moving forward.

Caring for our children, caring for our community

We spend a considerable amount of time reflecting on our teaching practices and the needs of our students to achieve academic success. Over the past several years, we have been collaborating with professionals to address instruction practices in specific content areas in science, math, and literacy. What we are finding is that regardless of the curriculum, the emotional being of our kids are at the center of their ability to learn. It is critical that we as adults make a connection with our students, build a positive relationship, and create a safe place for students to learn. Our focus this year ties directly into our mission of caring and teaching kids what it means to care for oneself, others and the place that they live.

This past summer, a core group of teachers and staff attended two retreats where we planned and developed an advisory model for Sharon Elementary School. Advisories are often used in middle and high school, but rarely seen at an elementary level. The benefits of an advisory are:

1. Students build a positive relationship with students from different grades through thoughtful planned instruction and activities.
2. Students make a connection with the adult leading the advisory that they can then seek out in a time of need. (Trusted Adult)
3. Instruction and activities during advisory time are focused on care for oneself, others and the community/world in which we live.

Addressing the social-emotional needs of our students this way will have a positive impact on their readiness to learn on a regular basis. Our focus will continue to be student-centered with an emphasis on academic growth, and social and emotional well-being. We will continue to develop our place-based education to teach core academic skills. In doing so, we offer a challenging PreK-6 education that connects the learning with relevant and applicable skills that promotes lifelong learning.

Budget Information

Every year, we go through a budget process with a focus on quality education for our children. For the past four years, we have benefited from an increased student population thanks to the addition of a preschool program. This year though, we are seeing that number stagnate, which impacts the tax rate formula. With a decrease in our student population and a decrease in the town's common level of appraisal, we had to look at several budget drafts before adopting a budget to bring to the voters.

After the second draft, we were looking at a budget that raised the tax rate 8 cents for every \$100,000 in homesite value. This was a significant increase compared to the past several years and we worked hard to cut that in half. To do so, we had to cut \$75,000 from the proposed budget, which predominantly came from buildings, grounds, and other maintenance projects. We are asking the town to approve part of our surplus money from last year to support the needed infrastructure changes to the preschool buildings as suggested by an engineer and required for licensing in the future by the state. The remaining surplus money from last year will be returned as revenue to help offset the increase in this year's tax rate.

I have included a tax rate explanation sheet that will clarify how the tax rate is calculated and what the impact of this year's budget will have on taxpayers based on homes' appraised value.

Sprouts

We look for ways to raise money to help support the use of locally grown foods in our classroom and in the cafeteria while developing and supporting health and wellness through food education and place-based learning. For many years, Donna Foster was the driving force organizing and running our farmers markets. This was a huge undertaking and despite being very successful, we were unable to sustain the markets without her management. We are very thankful for the time and energy she put forth and miss her greatly.

We are now exploring alternatives to raising money for school-based projects. This summer, a school team wrote a grant to the Wellborn Foundation to develop a sustainable composting system and were awarded \$4,000 to fund this effort. In addition, the annual Sprouty race generated \$2,000 towards the Sprouts, which helps support our production gardens and schoolwide farm-to-school events. We thank everyone for their efforts to help bring these types of opportunities to our students and plan to continue growing our nationally recognized farm-to-school program. You can find links to Sharon’s program on the National Farm-to-School Network website: www.farmentoschool.org/farm-school-stories

Closing Remarks

I always like to take this opportunity to thank the many people who donated countless hours of time to help provide a variety of opportunities for our children. The following individuals, committees, and organizations have played a significant role in our success over the years:

Baxter Memorial Library
Danielle Bird
Donna Foster
Ice Rink Committee
Jim and Elaine Kearns
John Sears
Katie Chesnut
Pamela Perkins
Reading Mentors
Recreation Committee
Sharon Fire Department
Sharon PTO

Sharon School Board
Sprouts & Sprouty Committee
Students from The Sharon Academy
Town of Sharon Employees – *road crew, office staff, and elected officials*
Town of Sharon Selectboard Members
(*Kevin Blakeman, Mary Gavin, Luke Pettengill*)
Youth Sports Coaches and Officials
Sharon Lodge #105
Seven Stars Arts Center
South Royalton Market

In the next section of this report, you will see information regarding test results from previous years’ NECAP and Smarter Balanced Assessments. This information is one measure that we use to better understand where our students need additional support and what we, as educators, can do to provide more focused direct instruction. While we no longer have the AYP state and federal mandates, we are still required to participate in the state adopted assessment called SBAC. We now have two years of data, and combined with our local assessment, we will review and determine what our students need to be more successful.

Thank you for your continuous support of education.

Sincerely,

Barrett Williams
Principal
Sharon Elementary School

Mandatory State Reporting

About NECAP

In the spring of 2015, the science NECAP was administered and has its results released the following fall. The NECAP is a standards-based test, which means it measures specific skills defined for each grade by the state of Vermont. The goal is for all students to score at or above the proficient level on the test.

NECAP Assessment Results - School, district, and state level NECAP reports can be viewed in the assessment results document located on our web page. In order to protect individual students' rights to privacy, results are reported only when a student grouping has more than 10 members. I have included last year's results in the chart below from the SBAC and science NECAP test. The chart below indicates the percentage of students in grades 3-6 who achieved a score of proficient or better in the four academic categories listed. You will find additional information this year as required by the NCLB annual school report card that will be updated February 1st, 2017.

Vermont's Smarter Balanced Assessments (SBAC)

As a member of the Smarter Balanced Assessment Consortium (SBAC), Vermont joined with a cadre of other states to develop the next generation of educational tests for English Language Arts/Literacy and Mathematics. SBAC will be fully aligned with the Common Core State Standards (CCSS), use state of the art computer adaptive testing and accessibility technologies, and will provide a continuum of summative, interim and formative tools that can be used for a variety of educational purposes.

In the spring of 2016, Vermont students in grades 3 through 8 and grade 11 took the Smarter Balanced English Language Arts (ELA) and Mathematics Assessments, along with students in several other states. Below is a chart that shows Sharon results for the past 12 years.

NECAP/SBAC - (2015-2016) School Wide Results:

	Reading	Writing	Math	Science (NECAP)
2015-2016 SB	61%	NA	46%	85% 4th Grade
2014 -2015 SB	60%	NA	50%	65% 4th Grade
2013-2014	65%	75%	60%	64% 4th Grade
2012-2013	79%	58%	82%	62% 4th Grade
2011-2012	88%	47%	84%	70% 4th Grade
2010-2011	85%	32%	74%	60% 4th Grade
2009-2010	80%	80%	76%	70% 4th Grade
2008-2009	76%	85%	69%	69% 4th Grade
2007-2008	77%	47%	73%	34% 4th Grade
2006-2007	73%	NA	71%	33% 4th Grade
2005-2006	64%	53%	64%	NA
2004-2005	58%	NA	58%	NA

PARTICIPATION

Met all Participation requirements.

Sharon test Results compared to the State:

	Grade 3	Grade 4	Grade 5	Grade 6
Sharon Math	82%	56%	15%	31%
VT State Math	50%	44%	40%	38%
Sharon ELA	82%	50%	49%	62%
VT State ELA	52%	50%	58%	52%
Sharon Science	NA	85%	NA	NA
State Science	NA	47%	NA	NA

Professional qualifications of Teachers:

All teachers at Sharon Elementary School are considered Highly Qualified Teachers who hold either a BA or MEd in Elementary Education.

State Education Tax Calculation Formula (2017)

- **Step One: Total Budget:** Identify K-12 Proposed Budget:
 $\$4,135,942$ - (Act 68/all budgeted expenditures)
- **Step Two: Education Spending:** Subtract local revenues (\$258,030) to determine your education spending:
 $\$4,135,942 - \$258,030 = \$3,877,912$ (Education spending)
- **Step Three: Per Pupil Spending:** We must now take the number of students we have in Sharon School District as determined by a state formula (250.16) and divide it into our education spending number. This gives a figure that shows how much we spend to educate each child:
 $(\$3,877,912 / 250.16 = \$15,501.72$ (Education spending per equalized pupil)
- **Step Four: District Spending Adjustment:** Now take the schools per pupil spending number and divide it by the base amount that is determined by the state (\$10,076). This gives us a number called the District Spending Adjustment:
 $\$15,501.72 / \$10,076 = 1.5384$ (Sharon School Districts spending adjustment)
- **Step Five: Equalized Homestead Rate:** The District Spend Adjustment number (1.5384) is then multiplied by the state determined education tax rate (\$1.00). This gives us our equalized homestead tax rate:
 $\$1.5384 \times \$1.00 = 1.5384$ (\$1.5384 per \$100 home value)
- **Step Six: Actual Homestead Rate:** We must now divide the equalized homestead tax rate by the town common level of appraisal to determine the actual homestead tax rate used to determine the education portion of your tax bill:
 $\$1.5384 / 103.55\% = \1.486 per \$100 home value or (\$1,446 for a \$100,000 homestead)

This is a \$40 increase from last year on a house valued at \$100,000.

Sharon School Enrollment

SCHOOL YEAR 2016-2017	ENROLLMENT (as of 10/1/16)	AVERAGE DAILY MEMBERSHIP (20 day ADM)
EEE	0	0.00
PreKindergarten	29	27.00
Kindergarten	20	20.00
Grade 1	20	20.00
Grade 2	17	17.00
Grade 3	10	10.00
Grade 4	17	17.00
Grade 5	16	16.00
Grade 6	20	20.00
Grade 7		19.00
Grade 8		18.00
Grade 9		17.50
Grade 10		19.25
Grade 11		17.00
Grade 12		16.00
Adult		0.00
TOTAL	149	253.75

Sharon Elementary Staff Listing

Classroom Teachers

Rachel Piper	Preschool Director/Teacher
Cheslee Morrison	Preschool Teacher
Blaise Smith	Preschool Teacher
Martha Cain	Kindergarten
Laura Lewis	Grades 1 & 2
Debra Walton-Strong	Grades 1 & 2
Keenan Haley	Grade 3
Meg Hopkins	Grade 4
Dulce O'Hare	Grade 5
Janis Boulbol	Grade 6

Other Teachers

Maureen Bissaillon	Special Education
Sue Clarke	EEE SPED
Catherine Freese	Librarian
Jill Lloyd	School Nurse
Steve Owens	Music
Toni Phillip	Special Education
Ellen Rogers	Reading Teacher
Paul Sadowski	Compensatory Support
Candace VandeGriek	Art
Barrett Williams	Physical Education
Melissa Zoerheide	School Counselor

Administration

Carol Rousseau	School Secretary
Barrett, Williams	Principal

Contracted Services

Personnel

Diane Doubleday	Occupational Therapist
Deanna Perrault	Physical Therapist
Roxana Matthews	One Planet Site Director
Cindy Beloin	Speech
Katherine Roe	Speech Assistant

Other Employees

Michael Barsanti	Technology Specialist
Carmen Colon	Cook's Assistant
Linann Perry	Food Service Agent/Cook
Tim Panciera	Buildings & Grounds
David Whitaker	Custodian

Instructional Assistants

Anne Marie Blake	Pre-K/Childcare
Val Potter	Pre-K/Childcare
Faith Radicioni	Pre-K/Childcare
Robbin Conway	Grade K SPED
Ian O'Donnell	Grade K 504
Deb Boles	Grade 1/2 SPED
Donna Locke	Grade K-2 SPED
Carol Rogers	Grade 1/2 SPED
Amber Tatro	Grade 4,5,6 SPED
Linda Moore	Grade 5 SPED
Jael Hook	Grade 6 SPED
Sheila Clark-Ferris	Remediation
Linda Kent	General SPED/Sub. Nurse

Comparative Data for Cost-Effectiveness, FY2017 Report 16 V.S.A. § 165(a)(2)(K)

School: Sharon Elementary School
S.U.: Orange - Windsor S.U.

A list of schools and school districts in each cohort may be found on the DOE website under "School Data and Reports":
<http://www.state.vt.us/educ/>

FY2016 School Level Data

Cohort Description: Elementary school, enrollment ≥ 100 but <200
(37 schools in cohort)

Cohort Rank by Enrollment (1 is largest)
12 out of 37

		School level data		Total	Total	Stu / Tchr	Stu / Admin	Tchr / Admin
		Grades Offered	Enrollment	Teachers	Administrators	Ratio	Ratio	Ratio
Smaller →	Lincoln Community School	PK - 6	149	9.60	1.00	15.52	149.00	9.60
	Monument Elementary School	PK - 5	155	9.40	1.00	16.49	155.00	9.40
	Franklin Elementary School	PK - 6	157	9.05	1.00	17.35	157.00	9.05
	Sharon Elementary School	PK - 6	161	12.30	1.00	13.09	161.00	12.30
← Larger	Samuel Morey Elementary School	PK - 6	169	16.00	1.00	10.56	169.00	16.00
	Robinson School	PK - 6	170	12.10	1.00	14.05	170.00	12.10
	Monkton Central School	PK - 6	172	10.90	1.00	15.78	172.00	10.90
Averaged SCHOOL cohort data			144.78	12.37	1.06	11.71	136.14	11.63

School District: Sharon
LEA ID: T184

Special education expenditures vary substantially from district to district and year to year. Therefore, they have been excluded from these figures.

The portion of current expenditures made by supervisory unions on behalf of districts varies greatly. These data include district assessments to SUs. Including assessments to SUs makes districts more comparable to each other.

FY2015 School District Data

Cohort Description: Elementary school district, FY2013 FTE ≥ 100 but < 200
(31 school districts in cohort)

Grades offered in School District Student FTE enrolled in school district Current expenditures per student FTE **EXCLUDING** special education costs

Cohort Rank by FTE
(1 is largest)
12 out of 31

School district data (local, union, or joint district)

Smaller →	Waitsfield	PK-6	136.75	\$13,630
	Newbury	PK-6	138.80	\$11,922
	Monkton	PK-6	155.77	\$12,668
	Sharon	PK-6	156.30	\$11,887
← Larger	Starksboro	PK-6	167.25	\$12,116
	Middlesex	PK-6	167.38	\$12,751
	Woodstock	K-6	173.14	\$14,939
Averaged SCHOOL DISTRICT cohort data			146.35	\$13,776

Current expenditures are an effort to calculate an amount per FTE spent by a district on students enrolled in that district. This figure excludes tuitions and assessments paid to other providers, construction and equipment costs, debt service, adult education, and community service.

FY2017 School District Data

LEA ID	School District	Grades offered in School District	School district tax rate			Total municipal tax rate, K-12, consisting of prorated member district rates		
			SchlDist	SchlDist	SchlDist	MUN	MUN	MUN
			Equalized Pupils	Education Spending per Equalized Pupil	Equalized Homestead Ed tax rate	Equalized Homestead Ed tax rate	Common Level of Appraisal	Actual Homestead Ed tax rate
T077	Fletcher	PK-6	211.57	13,839.86	1.4266	93.78%	1.5212	
T214	Vernon	PK-6	239.92	14,720.29	1.2594	104.17%	1.2794	
T234	Westminster	PK-6	246.73	15,988.16	1.6481	97.93%	1.6601	
T184	Sharon	PK-6	251.79	14,890.21	1.5349	106.15%	1.4460	
T250	Wolcott	PK-6	279.24	14,890.85	1.5377	101.87%	1.5095	

Use these tax rates to compare towns rates. These tax rates are not comparable due to CLA's.

The Legislature has required the Agency of Education to provide this information per the following statute:

16 V.S.A. § 165(a)(2) The school, at least annually, reports student performance results to community members in a format selected by the school board. . . . The school report shall include:

(K) data provided by the commissioner which enable a comparison with other schools, or school districts if school level data are not available, for cost-effectiveness. The commissioner shall establish which data are to be included pursuant to this subdivision and, notwithstanding that the other elements of the report are to be presented in a format selected by the school board, shall develop a common format to be used by each school in presenting the data to community members. The commissioner shall provide the most recent data available to each school no later than October 1 of each year. Data to be presented may include student-to-teacher ratio, administrator-to-student ratio, administrator-to-teacher ratio, and cost per pupil.

**WHITE RIVER VALLEY SUPERVISORY UNION
SHARON SCHOOL DISTRICT
EXPENDITURE BUDGET FY 2017-2018**

Description	Budget 2015	Actual 2015	Budget 2016	Actual 2016	Budget 2017	Proposed Budget 2018
Debt Service - Short Term						
Short Term Interest	\$ 20,000	\$ 26,099	\$ 20,000	\$ 26,733	\$ 23,000	\$ 25,000
Total Short Term Debt Service	\$ 20,000	\$ 26,099	\$ 20,000	\$ 26,733	\$ 23,000	\$ 25,000
Long Term Debt Service						
Pellet System Principal/Int			\$ 22,000	\$ 19,566	\$ 19,566	\$ 19,566
Modular Unit Interest	\$ 2,150	\$ 2,150	\$ 2,150	\$ 2,140	\$ 2,150	\$ -
Modular Unit Principal	\$ 14,333	\$ 14,333	\$ 14,333	\$ 14,333	\$ 14,333	\$ -
Interest/admin	\$ 1,277	\$ 1,174	\$ 1,277	\$ 1,119	\$ 1,277	\$ 1,277
Debt Service	\$ 1,695	\$ 1,798	\$ 1,695	\$ 1,852	\$ 1,695	\$ 1,695
Total Long Term Debt Service	\$ 19,455	\$ 19,455	\$ 41,455	\$ 39,010	\$ 39,021	\$ 22,538
Remedial Services						
Salaries	\$ 27,275	\$ 30,605	\$ 31,170	\$ 31,311	\$ 32,201	\$ 33,167
Paraprofessional Salaries	\$ -	\$ -	\$ 23,860	\$ 23,326	\$ 24,582	\$ 25,858
Health Ins. Benefits	\$ 3,147	\$ 3,147	\$ 9,866	\$ 6,485	\$ 14,094	\$ 14,090
Employer Taxes	\$ 2,087	\$ 2,338	\$ 4,210	\$ 4,047	\$ 4,344	\$ 4,515
Life Ins Premiums	\$ 27	\$ 31	\$ 90	\$ 33	\$ 93	\$ 93
Retirement Contribution	\$ -	\$ -	\$ -	\$ -	\$ -	\$ 1,422
Workers Comp.	\$ 205	\$ 216	\$ 440	\$ 218	\$ 454	\$ 472
Professional Development	\$ 500	\$ 175	\$ 750	\$ 239	\$ 750	\$ -
Dental Ins	\$ 251	\$ 683	\$ 704	\$ 615	\$ 634	\$ 634
Contracted Services	\$ -	\$ -	\$ -	\$ -	\$ -	\$ -
Supplies	\$ 150	\$ 106	\$ 100	\$ 94	\$ 100	\$ 50
Books & Periodicals	\$ 150	\$ -	\$ 100	\$ -	\$ 100	\$ 50
Total Remedial Reading	\$ 33,791	\$ 37,301	\$ 71,289	\$ 66,368	\$ 77,352	\$ 80,351
Pre-School Program						
Teacher Salaries	\$ -	\$ -	\$ 53,910	\$ 111,384	\$ 118,282	\$ 113,481
Support Sals	\$ -	\$ -	\$ 40,387	\$ 26,062	\$ 22,294	\$ 22,067
Employer Taxes	\$ -	\$ -	\$ 7,214	\$ 10,149	\$ 10,754	\$ 10,369
Health Ins	\$ -	\$ -	\$ 17,441	\$ 23,469	\$ 32,813	\$ 40,110
Life Ins	\$ -	\$ -	\$ 269	\$ -	\$ 280	\$ 190
Retirement Benefits	\$ -	\$ -	\$ 179	\$ -	\$ 215	\$ 363
Workers Comp	\$ -	\$ -	\$ 754	\$ 660	\$ 1,125	\$ 1,152
Prof Development	\$ -	\$ -	\$ -	\$ -	\$ 1,500	\$ 1,000
Dental Ins	\$ -	\$ -	\$ 1,691	\$ 1,324	\$ 2,136	\$ 2,373
Disability Ins	\$ -	\$ -	\$ 240	\$ -	\$ 240	\$ 407
Contracted Services	\$ -	\$ -	\$ 1,000	\$ 3,239	\$ 1,000	\$ 1,500
Field trips	\$ -	\$ -	\$ 500	\$ -	\$ 750	\$ 1,000
Building Projects (belongs in Facilities)	\$ -	\$ -	\$ -	\$ -	\$ -	\$ -
Tuition	\$ -	\$ -	\$ -	\$ -	\$ 6,184	\$ 6,300
Equipment	\$ -	\$ -	\$ -	\$ -	\$ 500	\$ 200
Supplies	\$ -	\$ -	\$ 2,500	\$ 2,899	\$ 3,200	\$ 3,500
Books/periodicals	\$ -	\$ -	\$ -	\$ -	\$ 250	\$ 500
Dues & fees	\$ -	\$ -	\$ -	\$ -	\$ 750	\$ 1,250
Total Pre-School Program	\$ -	\$ -	\$ 126,086	\$ 179,186	\$ 202,273	\$ 205,764
General Elementary						
Salaries	\$ 477,696	\$ 478,286	\$ 426,163	\$ 475,414	\$ 443,750	\$ 444,062
Stipend-Other Services	\$ 2,000	\$ 1,500	\$ 2,000	\$ 2,600	\$ 2,000	\$ 2,500
Aide Salary	\$ 64,167	\$ 87,588	\$ 24,311	\$ 14,037	\$ 35,192	\$ 51,354
Substitute's Salary	\$ 7,500	\$ 13,486	\$ 7,500	\$ 28,047	\$ 7,500	\$ 10,000
Health Ins. Benefits	\$ 118,045	\$ 111,866	\$ 97,078	\$ 98,278	\$ 111,415	\$ 135,585
Employer Taxes	\$ 51,210	\$ 42,346	\$ 42,615	\$ 37,195	\$ 45,889	\$ 49,228
Life Ins. Premiums	\$ 515	\$ 758	\$ 478	\$ 722	\$ 577	\$ 568
Annuity Match	\$ 393	\$ 1,029	\$ 1,307	\$ 397	\$ 1,896	\$ 2,828

**WHITE RIVER VALLEY SUPERVISORY UNION
SHARON SCHOOL DISTRICT
EXPENDITURE BUDGET FY 2017-2018**

Description	Budget 2015	Actual 2015	Budget 2016	Actual 2016	Budget 2017	Proposed Budget 2018
Workers Comp.	\$ 4,635	\$ 4,370	\$ 3,680	\$ 3,133	\$ 3,908	\$ 4,317
Unemployment	\$ 7,000	\$ 4,040	\$ 7,000	\$ 2,880	\$ 7,000	\$ 4,000
Professional Development	\$ 15,000	\$ 19,640	\$ 11,000	\$ 11,377	\$ 12,000	\$ 12,500
Other Employee Benefits	\$ 1,907	\$ 3,251	\$ 2,900	\$ 2,800	\$ 2,900	\$ 1,332
Catamount Health	\$ 500	\$ -	\$ 500	\$ -	\$ 500	\$ -
Dental Ins.	\$ 9,033	\$ 9,114	\$ 7,948	\$ 7,911	\$ 7,521	\$ 7,767
Contracted Services/504	\$ 6,500	\$ 6,225	\$ 6,000	\$ 8,650	\$ 12,000	\$ 10,000
Testing	\$ -	\$ -	\$ 7,000	\$ 5,730	\$ 4,000	\$ 3,000
Repairs & Maint.	\$ 500	\$ 686	\$ 1,000	\$ -	\$ 1,000	\$ -
Mileage	\$ 450	\$ 625	\$ 500	\$ -	\$ 750	\$ 500
Supplies	\$ 16,500	\$ 19,040	\$ 15,000	\$ 14,949	\$ 12,500	\$ 14,500
Books & Periodicals	\$ 5,000	\$ 2,845	\$ 3,000	\$ 3,159	\$ 3,000	\$ 3,000
Audio-Visual	\$ 500	\$ 162	\$ 500	\$ -	\$ 250	\$ -
Computer Software	\$ 850	\$ 1,320	\$ 1,000	\$ 132	\$ 500	\$ 500
Instructional Equip.	\$ 3,000	\$ 1,945	\$ 1,500	\$ 862	\$ 1,500	\$ 1,500
Computer Hardware	\$ 12,500	\$ 13,451	\$ 14,000	\$ 13,075	\$ 14,500	\$ 14,500
Dues & Fees	\$ 14,500	\$ 9,727	\$ 14,500	\$ 12,636	\$ 17,000	\$ 13,500
Total General Elementary	\$ 819,900	\$ 833,300	\$ 698,479	\$ 743,984	\$ 749,047	\$ 787,041
Guidance/School Home Coord						
Salaries	\$ 25,834	\$ 25,834	\$ 26,351	\$ 26,819	\$ 27,804	\$ 39,498
Health Ins. Benefits	\$ 7,447	\$ 3,777	\$ 3,946	\$ 3,946	\$ 4,258	\$ 15,051
Employer Taxes	\$ 1,976	\$ 1,620	\$ 2,016	\$ 1,686	\$ 2,127	\$ 3,022
Life Ins Premiums	\$ 53	\$ 63	\$ 59	\$ 67	\$ 65	\$ 65
Workers Comp	\$ 194	\$ 205	\$ 198	\$ 184	\$ 209	\$ 296
Professional Development	\$ 250	\$ -	\$ 250	\$ -	\$ 500	\$ 750
Dental Ins.	\$ 301	\$ 460	\$ 494	\$ 438	\$ 253	\$ 870
Supplies	\$ 200	\$ 384	\$ 200	\$ 236	\$ 400	\$ 600
Books & Periodicals	\$ 200	\$ 85	\$ 300	\$ -	\$ 500	\$ 400
Audio-Visual	\$ 100	\$ -	\$ 50	\$ -	\$ 150	\$ -
Equipment	\$ -	\$ -	\$ -	\$ 355	\$ -	\$ 200
Dues & Fees	\$ 200	\$ -	\$ 400	\$ 30	\$ 200	\$ 200
Total Guidance Services	\$ 36,754	\$ 32,428	\$ 34,264	\$ 33,761	\$ 36,466	\$ 60,952
Health Services						
Nurse's Salary	\$ 28,094	\$ 28,096	\$ 28,658	\$ 34,938	\$ 29,738	\$ 36,756
Asst. Salary	\$ 1,269	\$ 1,203	\$ 1,225	\$ 899	\$ 1,225	\$ 1,225
Health Insurance	\$ 8,345	\$ 8,345	\$ 8,721	\$ 10,465	\$ 9,409	\$ 4,257
Employers Taxes	\$ 2,246	\$ 1,225	\$ 2,286	\$ 1,855	\$ 2,369	\$ 2,906
Employer Retirement Benefits	\$ -	\$ -	\$ -	\$ -	\$ -	\$ -
Workers Comp.	\$ 220	\$ 233	\$ 224	\$ 201	\$ 232	\$ 285
Professional Development	\$ 300	\$ -	\$ 200	\$ 90	\$ 300	\$ 350
Dental Ins	\$ 665	\$ -	\$ -	\$ -	\$ -	\$ -
Contracted Services	\$ 1,000	\$ -	\$ 500	\$ 1,119	\$ 500	\$ 500
Other Related Services	\$ 100	\$ -	\$ 500	\$ -	\$ 750	\$ 500
Supplies	\$ 1,000	\$ 870	\$ 1,000	\$ 947	\$ 1,250	\$ 1,000
Books & Periodicals	\$ 100	\$ 161	\$ 500	\$ -	\$ 500	\$ 250
Equipment	\$ 100	\$ 381	\$ 300	\$ 23	\$ 500	\$ 250
Dues & fees	\$ 300	\$ -	\$ 750	\$ -	\$ 1,000	\$ 750
Total Health Services	\$ 43,739	\$ 40,514	\$ 44,864	\$ 50,537	\$ 47,773	\$ 49,028
Psychological Services (504 Services)						
Contracted Services	\$ 500	\$ 219	\$ 1,000	\$ -	\$ 2,300	\$ 3,000
Total Psychological Services	\$ 500	\$ 219	\$ 1,000	\$ -	\$ 2,300	\$ 3,000
Support Service - Staff						
In-Service Expense	\$ 500	\$ -	\$ 500	\$ -	\$ 150	\$ 250
Supplies	\$ 300	\$ -	\$ 300	\$ 103	\$ 250	\$ 200

**WHITE RIVER VALLEY SUPERVISORY UNION
SHARON SCHOOL DISTRICT
EXPENDITURE BUDGET FY 2017-2018**

Description	Budget 2015	Actual 2015	Budget 2016	Actual 2016	Budget 2017	Proposed Budget 2018
Prof Books	\$ 250	\$ -	\$ 250	\$ -	\$ -	\$ 300
Total Support Services-Staff	\$ 1,050	\$ -	\$ 1,050	\$ 103	\$ 400	\$ 750
School Library						
Salary	\$ 29,738	\$ 29,738	\$ 30,333	\$ 30,559	\$ 31,380	\$ 38,786
Group Health Ins.	\$ 8,345	\$ 6,205	\$ 6,485	\$ 6,485	\$ 6,997	\$ 8,394
Employer Taxes	\$ 2,275	\$ 1,507	\$ 2,320	\$ 1,542	\$ 2,401	\$ 2,967
Life Ins Premiums	\$ 53	\$ 63	\$ 59	\$ 67	\$ 65	\$ 65
Workers Comp	\$ 223	\$ 236	\$ 227	\$ 212	\$ 235	\$ 291
Professional Development	\$ 500	\$ 150	\$ 250	\$ -	\$ 250	\$ 250
Dental Ins	\$ 439	\$ 383	\$ 412	\$ 360	\$ 371	\$ 432
Guest Speakers	\$ 350	\$ -	\$ 350	\$ -	\$ 250	\$ 250
Supplies	\$ 250	\$ 218	\$ 250	\$ 492	\$ 250	\$ 500
Books & Periodicals	\$ 4,800	\$ 5,094	\$ 4,800	\$ 4,219	\$ 5,000	\$ 4,800
Audio-Visual	\$ 150	\$ 149	\$ 300	\$ -	\$ 150	\$ 250
Equipment	\$ 250	\$ -	\$ 400	\$ 79	\$ 250	\$ -
Computer Equipment/hardware	\$ 200	\$ -	\$ -	\$ -	\$ 150	\$ 100
Dues & Fees	\$ 1,200	\$ 228	\$ 750	\$ 1,584	\$ 750	\$ 1,000
Total School Library	\$ 48,773	\$ 43,971	\$ 46,937	\$ 45,599	\$ 48,499	\$ 58,085
School Board						
Board Stipend	\$ 1,200	\$ 1,200	\$ 1,200	\$ 1,200	\$ 1,200	\$ 3,000
Secretary Salaries	\$ -	\$ -	\$ -	\$ -	\$ -	\$ 2,500
Employer Taxes	\$ 92	\$ 125	\$ 92	\$ 92	\$ 92	\$ 421
Sect 125 Admin	\$ 500	\$ 462	\$ 500	\$ 363	\$ 500	\$ 500
Other Contracted Services	\$ 1,200	\$ 2,258	\$ 1,200	\$ 667	\$ 2,500	\$ 1,200
Legal Fees	\$ 1,200	\$ 2,323	\$ 1,500	\$ 1,036	\$ 3,000	\$ 3,000
Audit Services	\$ 5,800	\$ 5,000	\$ 5,800	\$ 5,000	\$ 5,000	\$ 3,000
Errors & Omissions Ins.	\$ 2,100	\$ 2,344	\$ 2,300	\$ 2,340	\$ 2,800	\$ 2,800
Catastrophic Ins.	\$ 350	\$ 384	\$ 400	\$ 304	\$ 425	\$ 500
Advertising	\$ 2,500	\$ 6,262	\$ 3,000	\$ 651	\$ 2,000	\$ 1,500
Supplies	\$ 400	\$ 281	\$ 400	\$ 499	\$ 300	\$ 250
Dues & Fees	\$ 1,750	\$ 2,117	\$ 1,750	\$ 2,067	\$ 1,750	\$ 2,000
Total School Board	\$ 17,092	\$ 22,756	\$ 18,142	\$ 14,219	\$ 19,567	\$ 20,671
Supervisory Union						
Office of Supt	\$ 29,139	\$ 29,139	\$ 31,942	\$ 31,941	\$ 27,282	\$ 43,572
Fiscal Services/Central Office	\$ 36,634	\$ 36,634	\$ 41,201	\$ 41,201	\$ 37,973	\$ 63,521
Grant Admin	\$ -	\$ -	\$ 1,780	\$ 1,780	\$ 957	\$ 3,567
Curriculum Services	\$ 7,218	\$ 7,218	\$ 8,193	\$ 8,193	\$ 8,275	\$ 12,906
Technology Services	\$ -	\$ -	\$ -	\$ -	\$ 9,629	\$ 13,766
Transportation Assessment	\$ -	\$ -	\$ -	\$ -	\$ 88,000	\$ 90,000
WRVSU Special Ed Assessment	\$ 791,231	\$ 782,066	\$ 829,746	\$ 797,518	\$ 768,718	\$ 372,266
Total Supervisory Union	\$ 864,222	\$ 855,057	\$ 912,862	\$ 880,633	\$ 940,834	\$ 599,598
Office of the Principal						
Principals Salary	\$ 83,573	\$ 83,571	\$ 85,244	\$ 85,245	\$ 87,802	\$ 83,439
Clerical Salary	\$ 27,621	\$ 28,003	\$ 28,174	\$ 27,664	\$ 29,019	\$ 30,192
Other Admin Support	\$ 2,000	\$ 1,500	\$ 2,000	\$ 1,750	\$ 3,500	\$ 3,000
Health Ins Benefits	\$ 23,179	\$ 16,885	\$ 24,222	\$ 17,645	\$ 26,136	\$ 22,322
Employer Taxes	\$ 8,659	\$ 8,229	\$ 8,829	\$ 8,269	\$ 9,205	\$ 8,922
Life Ins.	\$ 639	\$ 314	\$ 639	\$ 333	\$ 639	\$ 639
Retirement Contribution	\$ -	\$ -	\$ -	\$ -	\$ -	\$ 1,661
Workers Comp.	\$ 849	\$ 882	\$ 866	\$ 808	\$ 902	\$ 875
Professional Development	\$ 1,500	\$ 1,879	\$ 1,000	\$ 800	\$ 1,000	\$ 1,000
Dental Ins.	\$ 1,732	\$ 1,117	\$ 1,587	\$ 1,006	\$ 1,458	\$ 1,368
Photocopy Expense	\$ 6,000	\$ 6,600	\$ 6,500	\$ 4,575	\$ 7,000	\$ 7,000
Contracted Services	\$ -	\$ -	\$ -	\$ 250	\$ -	\$ 500

**WHITE RIVER VALLEY SUPERVISORY UNION
SHARON SCHOOL DISTRICT
EXPENDITURE BUDGET FY 2017-2018**

Description	Budget 2015	Actual 2015	Budget 2016	Actual 2016	Budget 2017	Proposed Budget 2018
Telephone Exp	\$ 3,500	\$ 2,240	\$ 4,500	\$ 2,848	\$ 4,000	\$ 3,500
Postage	\$ 1,500	\$ 1,271	\$ 1,600	\$ 178	\$ 1,500	\$ 1,500
Mileage/Travel	\$ 1,500	\$ 1,470	\$ 1,500	\$ 1,324	\$ 1,500	\$ 1,500
Book/Periodicals	\$ 250	\$ -	\$ 200	\$ -	\$ 100	\$ 250
Supplies	\$ 2,000	\$ 1,457	\$ 3,000	\$ 4,611	\$ 2,000	\$ 2,500
Software	\$ 1,000	\$ -	\$ 500	\$ 352	\$ 250	\$ 250
Equipment	\$ 500	\$ 190	\$ 500	\$ 657	\$ 250	\$ 500
Dues & Fees	\$ 2,000	\$ 2,372	\$ 2,000	\$ 942	\$ 2,000	\$ 2,000
Total Office of the Principal	\$ 168,003	\$ 157,980	\$ 172,862	\$ 159,257	\$ 178,262	\$ 172,917
Fiscal Services						
Treasurer Services	\$ 1,000	\$ 1,000	\$ 1,000	\$ 1,000	\$ 1,000	\$ 1,000
Employer Taxes	\$ 77	\$ 77	\$ 77	\$ 77	\$ 77	\$ 77
Postage	\$ 200	\$ 88	\$ 200	\$ -	\$ 150	\$ -
Supplies	\$ 300	\$ 168	\$ 300	\$ -	\$ 200	\$ -
Dues & Fees	\$ -	\$ 73	\$ -	\$ 155	\$ 50	\$ 200
Total Fiscal Services	\$ 1,577	\$ 1,406	\$ 1,577	\$ 1,232	\$ 1,477	\$ 1,277
Buildings & Grounds						
Regular Salaries	\$ 39,292	\$ 37,747	\$ 40,098	\$ 41,195	\$ 41,305	\$ 42,545
Part-time Assistance	\$ 13,825	\$ 13,932	\$ 11,360	\$ 16,211	\$ 17,482	\$ 19,518
Substitutes	\$ 1,000	\$ 2,830	\$ 1,000	\$ 864	\$ 1,000	\$ 1,000
Health Insurance	\$ 16,690	\$ 12,118	\$ 12,970	\$ 12,969	\$ 14,202	\$ 14,198
Employer Taxes	\$ 4,140	\$ 3,893	\$ 4,013	\$ 4,191	\$ 4,574	\$ 4,824
Life & Disability	\$ 171	\$ (23)	\$ 171	\$ 133	\$ 171	\$ 150
Retirement Contr	\$ -	\$ -	\$ -	\$ 1,190	\$ 2,065	\$ 3,413
Workers Comp.	\$ 2,706	\$ 422	\$ 2,623	\$ 2,848	\$ 2,989	\$ 3,784
Professional Dev	\$ -	\$ 165	\$ 1,500	\$ 95	\$ 1,000	\$ 200
Dental Ins	\$ 879	\$ 471	\$ 469	\$ 410	\$ 422	\$ 396
Rubbish Removal	\$ 7,000	\$ 8,776	\$ 7,000	\$ 7,937	\$ 7,500	\$ 8,000
Repairs & Maintenance	\$ 30,000	\$ 50,492	\$ 22,500	\$ 21,052	\$ 20,000	\$ 20,000
Other Maint Projects	\$ -	\$ 4,562	\$ -	\$ -	\$ 3,500	\$ -
Service Contracts	\$ 8,500	\$ 7,563	\$ 8,500	\$ 9,821	\$ 9,000	\$ 10,000
Storage	\$ 1,400	\$ 306	\$ 1,400	\$ -	\$ -	\$ -
General Liability Insurance	\$ 4,600	\$ 6,082	\$ 5,500	\$ 6,531	\$ 6,500	\$ 9,000
Water Testing (Operator)	\$ 2,500	\$ 1,834	\$ 1,500	\$ 2,090	\$ 1,250	\$ 2,000
Travel	\$ -	\$ 41	\$ -	\$ 285	\$ 500	\$ 500
Supplies	\$ 8,500	\$ 15,468	\$ 8,000	\$ 12,760	\$ 8,500	\$ 9,500
Electricity	\$ 18,000	\$ 25,536	\$ 15,000	\$ 29,264	\$ 15,000	\$ 20,000
Bottled Gas	\$ 4,500	\$ 4,548	\$ 4,500	\$ 9,063	\$ 5,500	\$ 10,000
Fuel Oil/Pellets	\$ 20,000	\$ 12,239	\$ 12,000	\$ 19,357	\$ 12,500	\$ 13,500
Equipment	\$ 2,500	\$ 2,824	\$ 4,000	\$ 1,690	\$ 2,000	\$ 1,500
Total Buildings & Grounds	\$ 186,202	\$ 211,826	\$ 164,104	\$ 199,956	\$ 176,962	\$ 194,029
Transportation						
Regular Transportation	\$ 87,000	\$ 81,458	\$ 88,000	\$ 83,246	\$ -	\$ -
Extracurricular Trips	\$ 4,500	\$ 4,965	\$ 5,000	\$ 4,713	\$ 4,500	\$ 5,000
Homeless Transp	\$ 500	\$ -	\$ -	\$ -	\$ -	\$ -
TA-Vocational Transp	\$ -	\$ -	\$ -	\$ -	\$ -	\$ -
Total Transportation	\$ 92,000	\$ 86,423	\$ 93,000	\$ 87,959	\$ 4,500	\$ 5,000
Technology Support						
Salaries	\$ 22,543	\$ 18,925	\$ 22,993	\$ 23,102	\$ 23,683	\$ 28,381
Employers Taxes	\$ 1,725	\$ 1,448	\$ 1,759	\$ 1,767	\$ 1,812	\$ 2,171
Workers Comp	\$ 169	\$ 104	\$ 172	\$ 161	\$ 178	\$ 213
Professional Dev	\$ 250	\$ -	\$ 1,000	\$ 1,262	\$ 500	\$ 2,000
Other Consulting Services	\$ 1,000	\$ 1,119	\$ 2,000	\$ 1,250	\$ 1,500	\$ 1,750
Equipment	\$ 500	\$ 1,619	\$ 5,000	\$ 4,815	\$ 2,500	\$ 3,000

**WHITE RIVER VALLEY SUPERVISORY UNION
SHARON SCHOOL DISTRICT
EXPENDITURE BUDGET FY 2017-2018**

Description	Budget 2015	Actual 2015	Budget 2016	Actual 2016	Budget 2017	Proposed Budget 2018
Total Technology Support	\$ 26,186	\$ 23,215	\$ 32,925	\$ 32,357	\$ 30,173	\$ 37,515
CFP/School Wide Programs						
Salaries	\$ 38,842	\$ 42,125	\$ 42,968	\$ 43,343	\$ 44,424	\$ 45,756
Aide Salaries	\$ 23,392	\$ 23,156	\$ -	\$ -	\$ -	\$ -
Health Insurance Premiums	\$ 9,441	\$ 3,147	\$ 3,289	\$ 6,485	\$ 6,997	\$ 6,995
Employer Taxes	\$ 4,761	\$ 4,994	\$ 3,287	\$ 3,182	\$ 3,398	\$ 3,500
Life Ins Premiums	\$ 176	\$ (55)	\$ 30	\$ 100	\$ 33	\$ 33
Workers Comp	\$ 467	\$ 175	\$ 322	\$ 301	\$ 333	\$ 343
Other Employee Benefits	\$ -	\$ -	\$ -	\$ 3,465	\$ 3,433	\$ 5,491
Professional Development	\$ -	\$ -	\$ -	\$ -	\$ 1,500	\$ 1,000
Dental Insurance	\$ 752	\$ 228	\$ 235	\$ 205	\$ 211	\$ 360
Contracted Services	\$ -	\$ -	\$ -	\$ -	\$ -	\$ -
One Planet Support	\$ 5,000	\$ 5,000	\$ 5,000	\$ 5,000	\$ 5,000	\$ 5,000
Supplies	\$ 100	\$ -	\$ 250	\$ -	\$ 100	\$ -
Books & Periodicals	\$ 100	\$ -	\$ 200	\$ -	\$ 250	\$ -
Total CFP/School Wide Programs	\$ 83,032	\$ 78,770	\$ 55,580	\$ 62,081	\$ 65,679	\$ 68,478
Lunch Program						
Fund Transfers (Subsidy)	\$ 25,000	\$ 25,000	\$ 25,000	\$ 25,000	\$ 25,000	\$ 35,000
Total Lunch Program	\$ 25,000	\$ 25,000	\$ 25,000	\$ 25,000	\$ 25,000	\$ 35,000
Sub-Total PK-6 Programs	\$ 2,487,275	\$ 2,495,720	\$ 2,561,475	\$ 2,647,975	\$ 2,668,585	\$ 2,426,993
General Secondary						
Tuition to Other LEA's In VT	\$ 598,550	\$ 589,101	\$ 570,500	\$ 629,960	\$ 618,200	\$ 576,400
Tuition to Schools o/s VT	\$ 72,238	\$ 83,535	\$ 58,800	\$ 48,769	\$ 98,600	\$ 117,300
Tuition to Private Schools	\$ 792,790	\$ 762,840	\$ 926,000	\$ 849,808	\$ 909,388	\$ 932,700
Excess Costs-504	\$ -	\$ -	\$ 1,000	\$ -	\$ 1,000	\$ -
Total General Secondary	\$ 1,463,578	\$ 1,435,476	\$ 1,556,300	\$ 1,528,537	\$ 1,627,188	\$ 1,626,400
Vocational						
Tuition to Other LEA's in VT	\$ 60,000	\$ 29,611	\$ 60,000	\$ 32,491	\$ 35,000	\$ 35,000
Total Vocational	\$ 60,000	\$ 29,611	\$ 60,000	\$ 32,491	\$ 35,000	\$ 35,000
Subtotal-Grade 7-12	\$ 1,523,578	\$ 1,465,087	\$ 1,616,300	\$ 1,561,028	\$ 1,662,188	\$ 1,661,400
Sub-Total	\$ 4,010,853	\$ 3,960,807	\$ 4,177,775	\$ 4,209,003	\$ 4,330,773	\$ 4,088,393
Vocational Education						
Act 68 Tech Ctr-paid to Ctr by State	\$ 60,236	\$ 59,616	\$ 54,147	\$ 54,147	\$ 48,592	\$ 47,549
Total Vocational Ed paid by State	\$ 60,236	\$ 59,616	\$ 54,147	\$ 54,147	\$ 48,592	\$ 47,549
Other Expenditures						
Library Fund	\$ 2,100	\$ -	\$ -	\$ -	\$ -	\$ -
Summer/Other Programs (Medicaid)	\$ -	\$ -	\$ -	\$ -	\$ -	\$ -
Total Other Expenditures	\$ 2,100	\$ -	\$ -	\$ -	\$ -	\$ -
Total Expenditure Budget	\$ 4,073,189	\$ 4,020,423	\$ 4,231,922	\$ 4,263,150	\$ 4,379,365	\$ 4,135,942

**WHITE RIVER VALLEY SUPERVISORY UNION
SHARON SCHOOL DISTRICT
REVENUE BUDGET FY 2017-2018**

Description	Budget 2015	Actual 2015	Budget 2016	Actual 2016	Budget 2017	Proposed Budget 2018
BAL. CARRYOVER FROM PRIOR YRS	\$ (59,277)	\$ -	\$ -	\$ -	\$ -	\$ 15,653
REVENUES FROM LOCAL SOURCES						
Investment Income	\$ 15,000	\$ 20,887	\$ 15,000	\$ 19,069	\$ 18,000	\$ 18,500
Elem & PK Tuition	\$ 24,000	\$ 15,762	\$ 10,000	\$ 7,260	\$ 15,000	\$ 15,000
Miscellaneous	\$ 1,500	\$ 1,477	\$ 1,500		\$ 1,500	\$ 1,500
Rentals	\$ 100		\$ 100		\$ 100	\$ -
Refunds/Reimbursements	\$ -	\$ 85	\$ -	\$ 1,154	\$ -	\$ -
Reimb from Town/Water Project	\$ 2,378	\$ 2,377	\$ 2,378	\$ 2,377	\$ 2,377	\$ 2,377
Transfer in from After-Care Prog	\$ 17,883	\$ -	\$ -	\$ 50,000	\$ -	\$ 30,000
Donations	\$ 1,000	\$ -	\$ 500	\$ 1,000	\$ -	\$ -
Insurance Proceeds	\$ -	\$ 9,954	\$ -	\$ -	\$ -	\$ -
Expanded PK Grant	\$ -	\$ -	\$ -	\$ 38,008	\$ 53,019	\$ 41,000
Prior Year Adjustment	\$ -	\$ (49,678)	\$ -	\$ 203	\$ -	\$ -
Total Revenues from Local Sources	\$ 61,861	\$ 864	\$ 29,478	\$ 119,071	\$ 89,996	\$ 108,377
REV. FROM STATE/FED. SOURCES						
Education Spending Revenue	\$ 3,377,633	\$ 3,378,253	\$ 3,542,465	\$ 3,542,465	\$ 3,697,914	\$ 3,830,363
ACT 60 Related Transportation	\$ 47,989	\$ 47,905	\$ 46,027	\$ 48,911	\$ 38,240	\$ 40,000
Vocational Transp Reimb	\$ -		\$ -		\$ -	\$ -
Small School/Financial Stability Grant	\$ 25,954	\$ 16,843	\$ -		\$ -	\$ -
ADAP Grant	\$ -	\$ 9,500	\$ -	\$ 7,913	\$ -	\$ -
Other Grants- EEI & VCPC (PK Prog)	\$ 10,000		\$ 10,000		\$ -	\$ -
Medicaid- EPSDT	\$ 6,000	\$ 4,500	\$ 6,000	\$ 4,500	\$ 4,500	\$ 1,000
Medicaid Reimbursement	\$ 20,000	\$ 22,500	\$ 25,000	\$ 26,500	\$ 25,000	\$ 25,000
Total Rev. From State/Fed. Sources	\$ 3,487,576	\$ 3,479,501	\$ 3,629,492	\$ 3,630,289	\$ 3,765,654	\$ 3,896,363
SPECIAL ED. REIMBURSEMENT						
Block Grant	\$ 90,000	\$ 90,000	\$ 88,464	\$ 88,464	\$ 85,150	\$ -
Expenditure Reimbursement	\$ 330,863	\$ 313,801	\$ 355,973	\$ 327,102	\$ 300,366	\$ -
Extraordinary	\$ 41,750	\$ 64,458	\$ 19,183	\$ 37,941	\$ 38,885	\$ -
Total Special Ed. Reimbursement	\$ 462,613	\$ 468,259	\$ 463,620	\$ 453,507	\$ 424,401	\$ -
(Note: All Special Education Revenues will go to the Supervisory Union starting in FY 2018)						
OTHER GRANTS						
Early Education Grant	\$ 19,080	\$ 19,080	\$ 17,185	\$ 17,185	\$ 15,955	\$ -
Schoolwide CFP Grant	\$ 39,000	\$ 40,618	\$ 38,000	\$ 48,312	\$ 34,767	\$ 68,000
Total Other Grants	\$ 58,080	\$ 59,698	\$ 55,185	\$ 65,497	\$ 50,722	\$ 68,000
Sub-Total	\$ 4,010,853	\$ 4,008,322	\$ 4,177,775	\$ 4,268,364	\$ 4,330,773	\$ 4,088,393
Vocational Education						
Received for Tech Ctr-Paid to Tech Ctr	\$ 60,236	\$ 59,616	\$ 54,147	\$ 54,147	\$ 48,592	\$ 47,549
Grants/Subgrants/Special Programs						
Library Fund	\$ 2,100	\$ -	\$ -	\$ -	\$ -	\$ -
Medicaid Funded Programs	\$ -	\$ -	\$ -	\$ -	\$ -	\$ -
Total Other Revenue Sources	\$ 2,100	\$ -	\$ -	\$ -	\$ -	\$ -
Revenue Budget	\$ 4,073,189	\$ 4,067,938	\$ 4,231,922	\$ 4,322,511	\$ 4,379,365	\$ 4,135,942

**SHARON SCHOOL DISTRICT
FOOD SERVICE PROGRAM
PRELIMINARY OPERATING BUDGET
FY 2017-2018
(INFORMATIONAL ONLY)**

REVENUE	2014-2015 Budget	2014-2015 Actual	2015-2106 Budget	2015-2106 Actual	2016-2017 Budget	2017-2018 Budget
Sales-Lunches/Breakfasts	\$ 19,000	\$ 15,185	\$ 17,000	\$ 13,453	\$ 17,031	\$ 14,000
Miscellaneous	\$ 2,100	\$ -	\$ -	\$ 61	\$ -	\$ -
Grants	\$ 650	\$ 1,572	\$ 1,500	\$ 1,301	\$ 1,600	\$ 1,500
School Lunch Reimb	\$ 21,000	\$ 23,595	\$ 24,000	\$ 22,268	\$ 25,000	\$ 24,000
School Breakfast Reimb	\$ 5,000	\$ 5,508	\$ 5,300	\$ 5,203	\$ 6,000	\$ 6,000
Commodities	\$ 2,500	\$ 2,278	\$ 3,000	\$ 1,239	\$ 3,000	\$ 3,000
Total Revenue	\$ 50,250	\$ 48,138	\$ 50,800	\$ 43,525	\$ 52,631	\$ 48,500
EXPENDITURES						
Food	\$ 30,814	\$ 46,739	\$ 33,000	\$ 42,251	\$ 35,000	\$ 41,123
Supplies	\$ 550	\$ 337	\$ 300	\$ 1,970	\$ 300	\$ 500
Wages	\$ 32,500	\$ 35,100	\$ 33,300	\$ 33,314	\$ 37,000	\$ 35,000
Employer Taxes	\$ 2,486	\$ 2,529	\$ 2,600	\$ 2,549	\$ 2,831	\$ 2,677
Fringe Benefits	\$ 6,000	\$ 368	\$ 3,200	\$ 476	\$ 500	\$ 500
Maintenance/Repairs	\$ 400	\$ -	\$ -	\$ -	\$ -	\$ -
Equipment	\$ -	\$ 1,187	\$ -	\$ 343	\$ -	\$ -
Workers Comp	\$ 500	\$ -	\$ 400	\$ 668	\$ -	\$ 700
Commodities	\$ 2,000	\$ 2,388	\$ 3,000	\$ 1,239	\$ 2,000	\$ 3,000
Total Expenditures	\$ 75,250	\$ 88,648	\$ 75,800	\$ 82,810	\$ 77,631	\$ 83,500
Income/(Loss) before transfer	\$ (25,000)	\$ (40,510)	\$ (25,000)	\$ (39,285)	\$ (25,000)	\$ (35,000)
Transfer from General Fund	\$ 25,000	\$ 25,000	\$ 25,000	\$ 25,000	\$ 25,000	\$ 35,000
Net Earnings	\$ -	\$ (15,510)	\$ -	\$ (14,285)	\$ -	\$ -

White River Valley Supervisory Union Superintendent's Report December 2016

It is my extreme privilege to report to the ten towns that compose the new White River Valley Supervisory Union. As all of you are aware, the White River Valley SU joined the former Windsor Northwest SU and Orange Windsor SU into one. The Supervisory Union now consists of Bethel, Chelsea, Granville, Hancock, Rochester, Royalton, Sharon, Stockbridge, Strafford and Tunbridge. The work it took over the last two years to bring us together was a long and tedious process, to say the least. The task in which we are currently engaged is to comply with the elements of Act 46. To consolidate and reduce the districts in the current configuration from ten districts to six by July 1, 2017 is arduous. I have decided to keep my remarks brief about Act 46, and instead include many of the activities that have taken place or are ongoing in our newly configured SU.

It is hard to believe that anyone living in the towns in the SU could not have heard about Act 46 by now. It was created by the legislature and signed into law in June of 2015. The intent of the law is to provide a quality education by creating increased educational opportunities for all Vermont students at a cost savings to parents and tax payers and to increase district efficiencies that will make it possible to organize, share, and manage resources.

As a result of the consolidation efforts, there will be tax incentives and other savings to help with transition costs over the next three years. The districts in the White River Valley SU must approve mergers by July 1, 2017, and they must be operational by July 1, 2018 to get the largest amount of the tax incentives possible. A list of complete goals of the Act can be found in Section 2 of the law. At this time, there are seven towns in the SU that are working hard to merge by the deadlines. Hancock and Granville intend to merge as a non-operational district, Tunbridge and Chelsea as a PK-8 operational district, and Bethel, Rochester and Royalton as a PK-12 operational district. Voters will be asked to vote on these mergers on April 11, 2017.

The boards are also currently involved in developing and approving new policies. This work is very labor intensive but is very necessary to have boards and school districts function well. One such policy approved recently was a comprehensive Wellness Policy developed by the White River Valley Wellness team. This team has been meeting regularly and includes health staff from each school as well as community members. The team worked to rewrite our wellness policy last year to ensure that a modern, robust policy is in place to advance student health at all of our schools. We feel that because of the efforts of the Wellness Team and development of our comprehensive Wellness Policy, we have made significant strides in advancing wellness across the White River Valley SU.

Finally, I would like to call your attention to the Strategic Plan that the White River Valley SU recently finished and can be found on the website at www.wrvsu.org under the School Board tab at the top of the web page. Developing this plan required a year and a half of work by many people. We believe that it gives residents some understanding of the work we will do here in the future.

I want to thank all the residents and taxpayers of the White River Valley SU for their support of the students within our district this year. Please feel free to contact me at our office located at 461 Waterman Road, Royalton, if you have any questions or concerns. I will, as always, try to be worthy of the public's trust every day I am in this position. I assure you that I will never take the public trust for granted.

Respectfully Submitted, Bruce C. Labs
Superintendent of Schools - White River Valley Supervisory Union

**WHITE RIVER VALLEY SUPERVISORY UNION
EXPENDITURE BUDGET FY 2017-2018**

Description	OWSU/WNWSU	OWSU/WNWSU	WRVSU	WRVSU
	Budget 2016	Actuals 2016	Budget 2017	PROPOSED Budget 2018
Office of the Superintendent				
Administration Salaries	\$ 225,500	\$ 228,605	\$ 118,718	\$ 121,729
Administrative/HR Support	\$ 61,963	\$ 69,501	\$ 86,520	\$ 90,220
Board Clerk	\$ -	\$ -	\$ -	\$ 2,000
Health Insurance	\$ 59,429	\$ 51,307	\$ 53,516	\$ 42,035
Employer Taxes	\$ 21,991	\$ 21,848	\$ 15,701	\$ 16,367
Life Ins Premiums	\$ 355	\$ 407	\$ 340	\$ 340
Disability Ins	\$ 579	\$ 645	\$ -	\$ -
Retirement Contribution	\$ 7,565	\$ 6,749	\$ 4,759	\$ 4,962
Workers Comp	\$ 2,867	\$ 1,067	\$ 1,642	\$ 1,926
Professional Development	\$ 7,000	\$ 10,404	\$ 7,000	\$ 6,500
Dental Insurance	\$ 1,795	\$ 1,764	\$ 1,420	\$ 1,332
Mentoring	\$ 2,000	\$ 3,100	\$ -	\$ -
Legal Fees	\$ 13,500	\$ 45,531	\$ 20,000	\$ 15,000
Contracted Services-	\$ 2,600	\$ 4,956	\$ 2,000	\$ 1,500
In-Service, Meetings, Etc.	\$ 3,000	\$ 7,346	\$ 3,000	\$ 4,000
Repairs & Maintenance	\$ 500	\$ 371	\$ 1,000	\$ 1,000
Travel	\$ 7,900	\$ 6,043	\$ 5,000	\$ 5,000
Books & Periodicals	\$ 1,600	\$ 1,401	\$ 500	\$ 500
Equipment Contingency	\$ -	\$ 638	\$ 3,000	\$ 1,500
Dues & Fees	\$ 10,000	\$ 8,189	\$ 7,500	\$ 7,000
Fingerprinting Expense	\$ 4,500	\$ 4,389	\$ 6,000	\$ 7,000
Total Office of the Superintendent	\$ 434,644	\$ 474,261	\$ 337,615	\$ 329,911
Curriculum, Instruction & Assessment				
Salaries- Director	\$ 136,801	\$ 89,301	\$ 91,980	\$ 94,280
Curriculum Coordinator	\$ -	\$ -	\$ -	\$ 46,000
Employer Taxes	\$ 10,466	\$ 6,909	\$ 7,036	\$ 10,731
Health Insurance	\$ 22,252	\$ 13,934	\$ 14,926	\$ 22,362
Workers Comp, Life Ins, Dental Ins	\$ 1,520	\$ 1,281	\$ 1,489	\$ 2,017
Curriculum Support	\$ -	\$ -	\$ 40,000	\$ -
Prof Development	\$ 2,600	\$ 730	\$ 2,000	\$ 2,000
Mileage	\$ 1,700	\$ 1,249	\$ 2,000	\$ 3,000
Supplies	\$ 1,250	\$ 542	\$ 1,000	\$ 1,500
Books & Periodicals	\$ 750	\$ -	\$ 750	\$ 500
Dues & Fees	\$ 600	\$ 402	\$ 600	\$ 600
Total Curriculum Services	\$ 177,939	\$ 114,348	\$ 161,782	\$ 182,990
Fiscal Services				
Administration Salaries	\$ 84,695	\$ 95,407	\$ 146,070	\$ 156,997
Support Salaries	\$ 134,277	\$ 137,471	\$ 91,984	\$ 94,284
Other salaries	\$ -	\$ -	\$ 5,000	\$ 5,000
Health Insurance	\$ 36,942	\$ 45,299	\$ 48,967	\$ 55,961
Employer Taxes	\$ 16,752	\$ 16,791	\$ 18,594	\$ 19,605
Workers Comp Ins	\$ 2,772	\$ 1,187	\$ 1,944	\$ 2,307
Life Ins	\$ 390	\$ 214	\$ 370	\$ 370
Support Staff Retire. Contrib.	\$ 11,091	\$ 17,061	\$ 15,093	\$ 15,820
Professional Development	\$ 1,500	\$ 1,138	\$ 1,500	\$ 2,000
Dental Insurance	\$ 2,217	\$ 1,715	\$ 1,834	\$ 1,721
Disability Ins	\$ 212	\$ -	\$ -	\$ -
Contracted Services	\$ 78,000	\$ 155,720	\$ -	\$ -

**WHITE RIVER VALLEY SUPERVISORY UNION
EXPENDITURE BUDGET FY 2017-2018**

Description	OWSU/WNWSU		WRVSU		WRVSU
	Budget	Actuals	Budget	PROPOSED	
	2016	2016	2017	Budget 2018	
Treasurer Services	\$ 2,215	\$ -	\$ 1,000	\$ 1,000	
Audit Services	\$ 11,500	\$ 12,250	\$ 7,000	\$ 7,300	
Computer Maintenance	\$ 10,500	\$ 16,619	\$ 15,000	\$ 16,000	
Travel/Conference	\$ 4,600	\$ 5,247	\$ 5,000	\$ 6,000	
Supplies	\$ 8,500	\$ 6,606	\$ 4,000	\$ 5,000	
Equipment Contingency	\$ 2,500	\$ 1,069	\$ 2,000	\$ 2,500	
Interest Exp	\$ 800	\$ -	\$ -	\$ -	
Dues & Fees	\$ 2,000	\$ 981	\$ 1,000	\$ 1,000	
Total Fiscal Services	\$ 411,463	\$ 359,055	\$ 366,357	\$ 392,865	
Central Office					
Unemployment Tax	\$ 12,000	\$ 8,751	\$ 4,000	\$ 4,500	
Section 125 Admin	\$ 2,000	\$ 2,863	\$ 2,000	\$ 2,500	
Prof Development	\$ -	\$ 113	\$ -	\$ -	
Custodial Services/Other Contr Serv	\$ 6,910	\$ 10,440	\$ 5,000	\$ 5,500	
Repairs & Maint.	\$ 3,500	\$ 1,753	\$ 3,000	\$ 3,000	
Disposal Services	\$ 850	\$ 1,072	\$ 2,100	\$ 2,200	
Rental of Building	\$ 51,120	\$ 57,795	\$ 54,396	\$ 55,483	
Property & Liability Insurance/Other ins	\$ 12,100	\$ 9,636	\$ 6,800	\$ 7,200	
Electricity	\$ 2,200	\$ -	\$ -	\$ -	
Heat	\$ 5,400	\$ 56	\$ -	\$ -	
Telephone/Internet	\$ 11,600	\$ 10,120	\$ 3,000	\$ 3,200	
Postage	\$ 6,400	\$ 5,649	\$ 3,500	\$ 4,000	
Advertising	\$ 4,650	\$ 487	\$ 4,000	\$ 4,000	
Supplies	\$ 12,500	\$ 13,658	\$ 8,500	\$ 9,000	
Software	\$ 1,000	\$ -	\$ -	\$ -	
Equipment/lease	\$ 5,000	\$ 7,476	\$ 8,000	\$ 8,500	
Total Central Office	\$ 137,230	\$ 129,869	\$ 104,296	\$ 109,083	
Student Support					
Distr Music Prog- Sals	\$ 1,000	\$ -	\$ 1,500	\$ 1,500	
Distr Music Prog- Employer Taxes	\$ 27	\$ -	\$ 115	\$ 115	
Distr Music Prog- Contr Services	\$ 500	\$ -	\$ 1,000	\$ 1,000	
Distr Music Prog- Supplies	\$ 2,523	\$ -	\$ 3,000	\$ 1,500	
Distr Collaborative Projects	\$ 1,000	\$ -	\$ 4,385	\$ 885	
Total Student Support	\$ 5,050	\$ -	\$ 10,000	\$ 5,000	
Technology					
Salary	\$ -	\$ -	\$ 73,000	\$ 76,875	
Employer Taxes	\$ -	\$ -	\$ 5,585	\$ 5,881	
Health Ins	\$ -	\$ -	\$ 19,295	\$ 7,855	
Dental Ins	\$ -	\$ -	\$ 473	\$ 444	
Retirement Contribution	\$ -	\$ -	\$ 4,015	\$ 4,228	
Life Ins	\$ -	\$ -	\$ 30	\$ 30	
Mileage Reimb	\$ -	\$ -	\$ -	\$ 1,000	
Prof Development	\$ -	\$ -	\$ -	\$ 1,500	
Supplies	\$ -	\$ -	\$ -	\$ 500	
Contracted Services	\$ -	\$ 193	\$ 15,000	\$ 7,500	
Technology Support	\$ 8,500	\$ 193	\$ 117,398	\$ 105,813	
Pre-School Operations					
Pre-school Coordinator	\$ -	\$ -	\$ -	\$ 10,000	
Employer Taxes	\$ -	\$ -	\$ -	\$ 765	

**WHITE RIVER VALLEY SUPERVISORY UNION
EXPENDITURE BUDGET FY 2017-2018**

Description	OWSU/WNWSU		WRVSU		WRVSU
	Budget 2016	Actuals 2016	Budget 2017	Budget 2018	PROPOSED Budget 2018
Total Pre-School Operations	\$ -	\$ -	\$ -	\$ -	\$ 10,765
Grant Administration (mostly grant funded)					
Administration Salaries	\$ 38,269	\$ 38,269	\$ 52,557	\$ 53,871	\$ 53,871
Health Ins	\$ 1,200	\$ 1,200	\$ 1,600	\$ 1,600	\$ 1,600
Employer Taxes	\$ 2,928	\$ 2,846	\$ 4,021	\$ 4,121	\$ 4,121
Life Ins	\$ 320	\$ -	\$ 280	\$ 280	\$ 280
Workers Comp	\$ 306	\$ 268	\$ 420	\$ 485	\$ 485
Prof Development	\$ 2,000	\$ 1,698	\$ 2,000	\$ 1,000	\$ 1,000
Dental Ins	\$ 316	\$ 536	\$ 379	\$ 355	\$ 355
Audit	\$ 3,900	\$ 3,150	\$ 3,000	\$ 3,000	\$ 3,000
Mileage Reimb	\$ 798	\$ 689	\$ 800	\$ 800	\$ 800
Supplies	\$ 500	\$ 269	\$ 500	\$ 500	\$ 500
Books/Periodicals	\$ 1,000	\$ -	\$ 1,000	\$ 500	\$ 500
Other expenses/software	\$ 100	\$ 476	\$ 100	\$ 100	\$ 100
Total All Grant Administration	\$ 51,637	\$ 49,401	\$ 66,656	\$ 66,612	\$ 66,612
LEA Title 1					
LEA Services					
Early Ed Services, ie..Story Lady	\$ 32,000	\$ 24,360	\$ 40,759	\$ 41,777	\$ 41,777
Prek Coordinator	\$ -	\$ 10,871	\$ 15,450	\$ -	\$ -
Tutoring Services	\$ 4,000	\$ -	\$ 4,000	\$ -	\$ -
Employer Taxes	\$ 2,754	\$ 2,262	\$ 4,606	\$ 3,196	\$ 3,196
Health Ins	\$ 11,138	\$ 6,912	\$ 14,926	\$ 14,908	\$ 14,908
Workers Comp	\$ 270	\$ 32	\$ 482	\$ 376	\$ 376
Dental Ins	\$ 420	\$ 368	\$ 474	\$ 444	\$ 444
Professional Development/Training Exp	\$ 5,500	\$ 3,006	\$ 5,500	\$ 1,500	\$ 1,500
Homeless Services	\$ 1,000	\$ 13,241	\$ 1,000	\$ 1,000	\$ 1,000
Contracted Services	\$ -	\$ 2,857	\$ -	\$ -	\$ -
Travel/Mileage Reimb	\$ 1,400	\$ 798	\$ 1,500	\$ 1,500	\$ 1,500
Supplies	\$ 1,000	\$ -	\$ 1,000	\$ 1,000	\$ 1,000
Books & Periodicals	\$ 400	\$ -	\$ 400	\$ 400	\$ 400
Dues & Fees	\$ 2,100	\$ 2,826	\$ 2,100	\$ 500	\$ 500
Total LEA Title 1	\$ 61,982	\$ 67,533	\$ 92,197	\$ 66,601	\$ 66,601
Excel Program Contribution	\$ 52,500	\$ 52,500	\$ -	\$ -	\$ -
Total Supervisory Union Budget	\$ 1,340,945	\$ 1,247,160	\$ 1,256,300	\$ 1,269,641	\$ 1,269,641

White River Valley Supervisory Union Revenue Budget 2017-2018

	Budget 2016	Budget 2017	Proposed Budget 2018	October-16 Enrollment	%	December-15 ADM	%	Average
Local Assessments:								
Bethel	\$ 248,423	\$ 221,349	\$ 89,055	276	19.45%	276.34	16.37%	17.91%
Chelsea	\$ 122,269	\$ 121,356	\$ 24,521	186	13.11%	177.00	10.48%	11.80%
Granville	\$ 22,208	\$ 15,530	\$ 10,317	0	0.00%	33.00	1.95%	0.98%
Hancock	\$ 36,434	\$ 25,132	\$ 16,992	0	0.00%	54.35	3.22%	1.61%
Rochester	\$ 102,769	\$ 97,580	\$ 83,759	145	10.22%	95.40	5.65%	7.93%
Royalton	\$ 234,235	\$ 234,510	\$ 54,441	390	27.48%	349.85	20.72%	24.10%
Sharon	\$ 83,116	\$ 90,651	\$ 37,303	149	10.50%	261.90	15.51%	13.01%
Stockbridge	\$ 100,267	\$ 74,562	\$ 45,467	46	3.24%	90.70	5.37%	4.31%
Strafford	\$ 83,116	\$ 85,217	\$ 97,244	113	7.96%	176.60	10.46%	9.21%
Tunbridge	\$ 72,125	\$ 74,633	\$ 96,491	114	8.03%	173.00	10.25%	9.14%
Total Local Assessments	\$1,104,961	\$ 1,040,520	\$1,055,592	1419	100%	1688.14	100%	100.00%
State/Federal Sources								
Other Grant Admin Fees		\$ 5,000	\$ 6,000					
Title I/Title IIA Funding		\$ 203,080	\$ 200,349					
Total State/Federal Sources		\$ 208,080	\$ 206,349					
Other Sources								
Interest		\$ 200	\$ 200					
21ST Century Admin Fees/OP		\$ 7,500	\$ 7,500					
Total Other Sources		\$ 7,700	\$ 7,700					
Grand Total		\$ 1,256,300	\$ 1,269,641					

**WHITE RIVER VALLEY SU
SPECIAL EDUCATION BUDGET
FY 2017-2018**

Program Area	COMBINED SU		COMBINED SU		PROPOSED	
	2015-2016	2015-2016	2015-2016	2016-2017	2017-2018	BUDGET
Direct Instruction - EEE						
Teacher Salaries	\$ 157,911	\$ 129,765	\$ 154,671	\$ 131,856		
Support Salaries	\$ 36,500	\$ 15,298	\$ 36,706	\$ 18,355		
Health Ins	\$ 35,132	\$ 33,072	\$ 39,589	\$ 31,158		
Employer Taxes	\$ 14,872	\$ 10,595	\$ 14,640	\$ 11,491		
Retirement Benefit-VSTRS	\$ 1,854	\$ 960	\$ 953	\$ 8,163		
Workers Comp Ins	\$ 1,522	\$ 910	\$ 1,531	\$ 1,187		
Unemployment	\$ -	\$ 641		\$ 320		
Professional Development	\$ 9,575	\$ 1,046	\$ 6,000	\$ 4,000		
Dental Ins	\$ 2,863	\$ 804	\$ 1,420	\$ 915		
Disability Ins/Life Ins	\$ 805	\$ 271	\$ 449	\$ 456		
Contracted Services	\$ 7,000	\$ 6,475	\$ 15,000	\$ 10,021		
Tuition	\$ 20,000		\$ 10,000	\$ -		
Travel/Conference	\$ 4,000	\$ 2,306	\$ 1,000	\$ 3,169		
Supplies and Materials	\$ 5,500	\$ 2,574	\$ 6,000	\$ 3,000		
Equipment	\$ 2,500	\$ 965	\$ 5,000	\$ 2,000		
Dues & Fees	\$ 300	\$ -	\$ -	\$ -		
Psychological Services	\$ 4,800	\$ -	\$ 10,000	\$ -		
Speech Pathology & Audiology						
Salaries	\$ 27,654	\$ 42,142	\$ 57,788	\$ 42,325		
Benefits	\$ 7,923	\$ 9,952	\$ 17,336	\$ 12,697		
Contracted S/Ervices	\$ -	\$ 24,448	\$ -	\$ -		
Travel	\$ -	\$ 238	\$ -	\$ 500		
Occupational Therapy Services						
Salaries	\$ 27,692	\$ 19,171	\$ 65,206	\$ 21,200		
Benefits	\$ 8,308	\$ 8,499	\$ 19,562	\$ 6,362		
Contracted Services	\$ 17,000	\$ 5,921	\$ -	\$ 4,000		
Travel	\$ -	\$ 38	\$ -	\$ 500		
Other Support Serv	\$ 40,105	\$ -	\$ 8,750	\$ 5,000		
Total Essential Early Ed	\$ 433,816	\$ 316,091	\$ 471,601	\$ 318,675		
Direct Instruction K-12						
Teacher Salaries	\$ 858,418	\$ 779,905	\$ 812,012	\$ 783,876		
Alt Program Prof Staff	\$ -	\$ -	\$ -	\$ 170,750		
Support Salaries	\$ 765,523	\$ 896,916	\$ 865,674	\$ 1,081,197		
Summer Salaries	\$ 31,000	\$ 22,260	\$ 24,000	\$ 35,000		
Substitutes	\$ 37,000	\$ 49,430	\$ 30,000	\$ 40,000		
Health Ins/Assessment	\$ 411,784	\$ 468,862	\$ 488,036	\$ 664,108		
Employer Taxes	\$ 130,618	\$ 130,164	\$ 132,474	\$ 161,478		
Life Ins	\$ 1,585	\$ 369	\$ 504	\$ 1,680		
Emper Retirement Contribution	\$ 23,129	\$ 33,541	\$ 53,782	\$ 59,466		
Workers Comp Ins	\$ 17,687	\$ 15,509	\$ 13,613	\$ 18,637		
Unemployment	\$ 13,300	\$ 7,708	\$ 10,000	\$ 9,235		
Prof Development	\$ 25,000	\$ -	\$ -	\$ -		
Dental Ins	\$ 25,461	\$ 23,781	\$ 21,504	\$ 25,648		
Disability Ins	\$ 6,823	\$ 3,321	\$ 2,355	\$ 6,107		
Contracted Serv	\$ 185,884	\$ 166,678	\$ 59,523	\$ 231,095		
Phone/Postage/Travel/Advertising	\$ 6,500	\$ 600	\$ 5,000	\$ 1,000		
Tuition	\$ 1,099,500	\$ 1,001,244	\$ 512,841	\$ 1,073,164		
Travel	\$ 10,000	\$ 2,881	\$ 5,000	\$ 4,000		
Excess Cost	\$ 351,143	\$ 304,997	\$ 325,250	\$ 315,722		
Supplies/Books & Periodicals	\$ 15,000	\$ 5,712	\$ 15,000	\$ 30,000		
Software	\$ 10,000	\$ 4,701	\$ 15,000	\$ 5,000		
Equipment	\$ 17,000	\$ 15,452	\$ 15,000	\$ 15,000		
Psychological Services-Contracted	\$ 406,000	\$ 385,372	\$ 316,000	\$ 325,380		
Salaries and Benefits	\$ -	\$ -	\$ -	\$ 54,636		
Speech Pathology and Audiology						
Salaries	\$ 260,014	\$ 190,539	\$ 193,666	\$ 184,425		
Benefits	\$ 81,502	\$ 86,911	\$ 79,619	\$ 62,808		
Contracted Services	\$ 8,000	\$ 48,843	\$ 30,000	\$ 50,000		
Travel	\$ 3,000	\$ 2,938	\$ 3,000	\$ 3,000		
Supplies/Books & Periodicals/Software	\$ 4,500	\$ 3,149	\$ 4,000	\$ 4,000		
Dues/Fees	\$ 1,250	\$ 890	\$ 2,000	\$ 1,500		
Occupational Therapy Services						
Salaries	\$ 125,659	\$ 167,777	\$ 126,531	\$ 121,032		
Benefits	\$ 34,698	\$ 64,354	\$ 55,350	\$ 48,299		
Contracted Services	\$ 76,500	\$ 21,247	\$ 1,500	\$ 25,000		
Travel	\$ 1,000	\$ 2,587	\$ 1,500	\$ 3,000		
Supplies/Books & Periodicals	\$ 2,000	\$ 4,253	\$ 3,000	\$ 3,000		
Other Support Services	\$ -	\$ -	\$ 12,000	\$ -		

**WHITE RIVER VALLEY SU
SPECIAL EDUCATION BUDGET
FY 2017-2018**

	COMBINED SU		COMBINED SU		BUDGET		PROPOSED BUDGET	
Instructional Staff Trainings	\$	52,000	\$	32,589	\$	30,000	\$	25,000
Administration								
Salaries	\$	268,355	\$	267,957	\$	274,634	\$	302,504
Benefits	\$	84,915	\$	81,423	\$	94,151	\$	109,110
Contracted Services	\$	21,000	\$	125,089	\$	8,000	\$	8,000
Legal	\$	4,000	\$	2,805	\$	20,000	\$	15,000
Repairs/Maintenance	\$	1,000	\$	538	\$	2,000	\$	2,000
Child Find Activities	\$	2,000	\$		\$	2,000	\$	2,000
Travel Reimbursement/Conference	\$	8,500	\$	6,757	\$	4,000	\$	6,000
Telephone/Postage	\$	1,300	\$	1,075	\$	-	\$	1,000
Supplies	\$	2,750	\$	387	\$	1,000	\$	1,000
Books & Periodicals	\$	700	\$	355	\$	1,000	\$	500
Equipment & Contingency	\$	500	\$	475	\$	500	\$	1,000
Dues & Fees	\$	1,750	\$	2,154	\$	750	\$	2,000
Transportation	\$	451,880	\$	266,709	\$	281,000	\$	325,000
TOTAL ALL SPECIAL EDUCATION	\$	6,380,944	\$	6,017,295	\$	5,425,369	\$	6,737,032

**WHITE RIVER VALLEY SU
SPECIAL EDUCATION REVENUE
FY 2017-2018**

IDEA B Basic Flow Through	\$	330,000	\$	472,270	\$	350,000	\$	510,000
IDEA B Pre-School	\$	160,000	\$	9,665	\$	50,000	\$	12,000
Block Grants							\$	703,669
Extra-Ordinary Reimbursements							\$	456,238
Expenditure Reimbursement							\$	2,625,593
Admin Serv	\$	-	\$	117,432	\$	-	\$	-
Tuition/Excess Cost	\$	3,000	\$	-	\$	-	\$	-
Prior Yr Adjustment	\$	-	\$	25,164	\$	-	\$	-
IEP Medicaid	\$	25,000	\$	25,000	\$	30,000	\$	30,000
TOTAL SU SPECIAL ED REVENUES	\$	518,000	\$	649,531	\$	430,000	\$	4,337,500
TO MEMBER TOWNS	\$	5,862,944	\$	5,367,764	\$	4,995,369	\$	2,399,532
TOTAL	\$	6,380,944	\$	6,017,295	\$	5,425,369	\$	6,737,032

NOTE: Beginning in FY2018, all Special Education Revenues will go to the Supervisory Union.

**WHITE RIVER VALLEY SUPERVISORY UNION
SPECIAL EDUCATION
Apportionment For Member Towns FY 2017-2018**

	FY16-17	Proposed FY 2017-2018	Change
Bethel Town School District	\$ 844,055	\$ 392,791	\$ (451,264)
Chelsea Town School District	\$ 502,544	\$ 251,589	\$ (250,955)
Granville Town School District	\$ 84,987	\$ 46,906	\$ (38,081)
Hancock Town School District	\$ 132,792	\$ 77,253	\$ (55,539)
Rochester Town School District	\$ 327,554	\$ 135,602	\$ (191,952)
Royalton Town School District	\$ 980,448	\$ 497,279	\$ (483,169)
Sharon Town School District	\$ 768,718	\$ 372,266	\$ (396,452)
Strafford Town School District	\$ 545,332	\$ 251,020	\$ (294,312)
Stockbridge Town School District	\$ 303,946	\$ 128,921	\$ (175,025)
Tunbridge Town School District	\$ 504,993	\$ 245,903	\$ (259,090)
	\$ 4,995,369	\$ 2,399,532	\$ (2,595,837)



One Planet Afterschool Program
Bethel, Chelsea, Newton, Sharon, Stockbridge,
Rochester, Royalton, Tunbridge

BUDGET REQUEST & TOWN REPORT

Dear Sharon Recreation Dept and Selectboard,

October 11, 2016

We would like to thank you for your contribution of \$3000 towards our Sharon One Planet Summer Camp. Please see below for a report on the 2016 Summer Camp. We would like to request \$3000 again for the 2017-18 fiscal year to support our 2017 Summer Camp.

REPORT:

Sharon One Planet Summer Camp engaged 66 children in grades K-8th with exciting theme-based projects this summer for 6 weeks. Projects included “unplugging” and exploring Colonial America through games and art, exploring an inflatable life-size fin whale during “Ocean Adventures”, building a glowing miniature village in “Let Your Light Shine”, dissecting owl pellets during “Food Web Week” and running a pizza business during “Mama Mia, It’s a Pizzeria”. Students also wrote about their adventures daily during Reading and Journaling, participated in 2 weeks of swim lessons at UVAC, and went on a theme-related field trip weekly. Lastly, the counselors-in-training program provided 5 middle school students with leadership and decision-making skills. The staff saw amazing growth among all our students...they observed the strengthening of friendships as students worked together to accomplish a task, improvement in academic skills as students studied ocean life and increased physical abilities as students practiced their crawl stroke. It was truly a great summer!

Town of Sharon Recreation Department contribution of \$3,000 supported the swimming lessons portion of our program:

Swim Lessons Summer 2016

EXPENDITURES

Swim Lessons (\$6.5 per day per student for 10 days)	\$	2,400.00
Transportation (~\$110 per day for 10 days)	\$	1100.00
Total	\$	3,500.00

Please let me know if you need any more information or if you have any questions.

Sincerely,

Carrie McDonnell
 One Planet Program Director
CMcDonnell@wrvsu.org
 802-763-7775, ext 4

The Sprouty 2016

Thank you, Town of Sharon, for sponsoring this amazing community event again.

On Saturday September 10, 2016, 184 runners and many supporters gathered in front of the Sharon Elementary School to run or walk 5 kilometers, or to run 10 kilometers. Additionally, approximately 30 young runners participated in a short fun run for children 12 and under. The number of 5K/10K participants was a 74% increase over the previous year.

We feel this day was what we have imagined the Sprouty to be ... community members and friends coming together to celebrate good health and healthy food. 41 towns were represented by the registered runners; 30 volunteers helped make the day a success; \$2,000 was raised for the Sharon Elementary farm-to-school program, the school gardens, and field trips to farms.

This year's Sprouty was a designated race in the Upper Valley Running Series, sponsored by the Upper Valley Running Club in Lebanon, NH. This affiliation, which is planned to continue, benefited us greatly in terms of publicity and additional entries.

In addition to the actual race, the day included a breakfast from Skinny Pancake, smoothies by SES 6th grade, music from Still More Cats 2, lettuce plants from Dandelion Acres, cheese from Cabot Creamery, Jasper Hill and Thistle, a raffle for the kids with prizes from Montshire Museum and VINS, and an expanded list of prizes donated by Upper Valley business.

One racer said "A challenging but beautiful course. I loved the 10k. Running for almost 40 years but somehow I missed this one. Thank you to all the volunteers and the police for making this such a good event."

We'd like to thank the Town of Sharon for its generous contribution, the road crew for the loan of cones, the fire department for the tent, and the local and state police for directing traffic. We also thank Health Connections for continuing to serve as our fiscal agent for the event. And to the many local business that donated money or gift certificates – check out the T-Shirt for all the names!

2016 Sprouty Income:	\$6,343.00
2016 Sprouty Expenses:	(\$3,994.14)
2016 Donation To SES Farm To School Program	<u>(\$2,000.00)</u>
Balance carried forward to 2017:	<u>\$ 348.86</u>

The next Sprouty is scheduled for September 10, 2017.

Respectfully submitted

Nicole Antal, Emma Clifford, Susanne Colby, Stephanie Carson Turner, Paula Duprat, Catherine Freese, Kevin Gish, Clare Holland, Suzanne Jones

General Information

EMERGENCY FIRE & AMBULANCE	911
Ambulance & Fire (Hartford Dispatch Non-Emergency)	295-9425
Vermont State Police	234-9933
Fish & Wildlife Warden.....	234-9933
Royalton Police Department.....	763-7776
Sharon Fire Station.....	763-7331
Sharon Town Office	763-8268
Town Clerk: Mon – Thurs 7:00 – 4:00pm.....	Ext. 1
Listers: No set hours. Call for Appointment.....	Ext. 2
Treasurer: Hours by Appointment	Ext. 3
Administrative Assistant to the Selectboard: Mon – Thurs 9AM – 4:30 PM ...	Ext. 4
Collector of Delinquent Taxes: No set hours. Call for Appointment.....	Ext. 5
Finance Manager: Mon – Thurs 10 AM – 4:30 PM or by apt.....	Ext. 8
Baxter Memorial Library	763-2875
Tues., Thurs., & Fri., 2PM - 6PM; Sat. 10 AM - Noon	
Animal Control Officer (Robert Potter/Royalton PD Backup)	763-8946
Fire Chief, Jason Flint.....	802-291-2984
Sharon Elementary School.....	763-7425
Sharon Post Office	763-7637
Superintendent of Schools	763-8840
Town Constable, Roland Potter	763-7631
Second Constable, Robert Potter	763-8946
Town Garage.....	763-7194

For current Town information, visit the town website:

www.sharonvt.net

Notice of regularly scheduled Public Meeting Public Attendance is Welcome

Baxter Memorial Library----- 3rd Tuesday at 6:30PM at the Baxter Memorial Library
Sharon Conservation Commission-----2nd Monday at 7PM at the Municipal Bldg.
Sharon Energy Committee -----No regular meetings. Check with Town Clerk for meeting dates.
Sharon School Board ----- 4th Thursday at 5:30PM at the Sharon Elem. School
Sharon Selectboard-----1st & 3rd Monday at 6:30PM at the Municipal Bldg.
Sharon Planning Commission -----2nd Tuesday at 7PM at the Municipal Bldg.
Sharon Fire Department -----last Tuesday at 7PM at the Fire Station

Town of Sharon

P.O. Box 250

Sharon, VT 05065

PRSRSTSD
U.S. POSTAGE
PAID
SHARON VT
PERMIT NO 6.

Pre-Town Meeting
And Candidate's Night
Monday, February 27, 2017
7:00PM

Sharon Elementary School



School District Meeting
Monday, March 6, 2017
7:00PM

Sharon Elementary School



Community
Breakfast

Tuesday, March 7, 2017
7:30AM

Sharon Elementary School



VOTING

7AM – 7PM

Town Meeting

9AM

Tuesday, March 7, 2017

Sharon Elementary School